

1 INTERNET-DRAFT - 10 ISSUES are numbered and highlighted like this
2 <draft-ietf-ipp-ops-set2-01.txt>

Carl Kugler
IBM Corporation
T. Hastings
Xerox Corporation
H. Lewis
IBM Corporation
December 8, 1999

Internet Printing Protocol/1.1: Set2 Operations

Status of this Memo

This document is an Internet-Draft and is in full conformance with all provisions of Section 10 of [RFC2026]. Internet-Drafts are working documents of the Internet Engineering Task Force (IETF), its areas, and its working groups. Note that other groups may also distribute working documents as Internet-Drafts.

Internet-Drafts are draft documents valid for a maximum of six months and may be updated, replaced, or obsoleted by other documents at any time. It is inappropriate to use Internet-Drafts as reference material or to cite them other than as "work in progress".

The list of current Internet-Drafts can be accessed at <http://www.ietf.org/ietf/1id-abstracts.txt>

The list of Internet-Draft Shadow Directories can be accessed as <http://www.ietf.org/shadow.html>.

Abstract

This document specifies 16 additional OPTIONAL operations for use with the Internet Printing Protocol/1.0 (IPP) [RFC2565, RFC2566] and IPP/1.1 [ipp-mod, ipp-pro]. These operations are 9 Printer object operations that operators/administrators may perform on a Printer object:

- Set-Printer-Attributes
- Enable-Printer
- Disable-Printer
- Pause-Printer-After-Current-Job (IPP/1.1 Pause-Printer clarified)
- Pause-Printer-After-All-Current-Jobs
- Deactivate-Printer
- Activate-Printer
- Restart-Printer
- Shutdown-Printer
- Startup-Printer

and 7 Job object operations that end-users may perform on their jobs and operators/administrators may perform on any job, depending on circumstances:

- Set-Job-Attributes

38 Reprocess-Job
39 Cancel-Current-Job (though the target is the Printer object)
40 Suspend-Current-Job (though the target is the Printer object)
41 Resume-Job
42 Promote-Job

43 The Interpreter object is added for those implementations that make a distinction on the values of some
44 Printer attributes depending on the document-format, such as "resolution-supported".

45 In addition, two operation attributes are defined: "printer-message-from-operator" and "job-message-from-
46 operator" are included to set the corresponding Printer and Job Description attributes with the same names.
47 And the "when" operation attribute is added to the IPP/1.1 Pause-Printer operation as well as some of the
48 Set2 Printer operations.

49 New Printer Description attributes are added, along with additional values for the "printer-state-reasons"
50 and "job-state-reasons" attributes.

51 New status codes: 'client-error-attributes-not-settable' and 'server-error-printer-is-in-standby-mode' are
52 added.

53 Finally, the 'not-settable' out-of-band value is added for use with the Set-Printer-Attributes and Set-Job-
54 Attributes operations.

55 The scope of IPP, is characterized in RFC2526 "Design Goals for an Internet Printing Protocol". It is not
56 the intent of this document to revise or clarify this scope or conjecture as to the degree of industry adoption
57 or trends related to IPP within printing systems. It is the intent of this document to extend the original set
58 of operations - in a similar fashion to the Set1 extensions which referred to IPP/1.0 and were later
59 incorporated into IPP/1.1.

60 This document is intended for registration following the registration procedures of IPP/1.0 [RFC2566] and
61 IPP/1.1 [ipp-mod]. This version includes the comments discussed at the IPP telecon, on 6/23/1999,
62 6/30/1999, at the IETF IPP WG meeting, 7/7/99-7/8/99, in Copenhagen, and the IPP telecon, 7/17/1999, the
63 August, 1999 IPP meeting in Alaska and subsequent phone conferences and discussions. Specifically, the
64 9/16 update refers to this set of extensions simply as "Set2" rather than using the term "Administrative"
65 which was misleading, controversial and incorrect as an overall description. Also, two new attributes have
66 been proposed to clarify the intent of each operation in terms of its target, the Printer vs. the Print Job.

67 **Unresolved ISSUES are highlighted like this in the .doc and .pdf files.**

68 The full set of IPP documents includes:

- 69 Design Goals for an Internet Printing Protocol [RFC2567]
- 70 Rationale for the Structure and Model and Protocol for the Internet Printing Protocol [RFC2568]
- 71 Internet Printing Protocol/1.1: Model and Semantics (this document)
- 72 Internet Printing Protocol/1.1: Encoding and Transport [IPP-PRO]
- 73 Internet Printing Protocol/1.1: Implementer's Guide [IPP-IIG]
- 74 Mapping between LPD and IPP Protocols [RFC2569]

75

76 The "Design Goals for an Internet Printing Protocol" document takes a broad look at distributed printing
77 functionality, and it enumerates real-life scenarios that help to clarify the features that need to be included
78 in a printing protocol for the Internet. It identifies requirements for three types of users: end users,
79 operators, and administrators. It calls out a subset of end user requirements that are satisfied in IPP/1.0. A
80 few OPTIONAL operator operations have been added to IPP/1.1.

81 The "Rationale for the Structure and Model and Protocol for the Internet Printing Protocol" document
82 describes IPP from a high level view, defines a roadmap for the various documents that form the suite of
83 IPP specification documents, and gives background and rationale for the IETF working group's major
84 decisions.

85 The "Internet Printing Protocol/1.1: Encoding and Transport" document is a formal mapping of the abstract
86 operations and attributes defined in the model document onto HTTP/1.1 [RFC2616]. It defines the
87 encoding rules for a new Internet MIME media type called "application/ipp". This document also defines
88 the rules for transporting over HTTP a message body whose Content-Type is "application/ipp". This
89 document defines a new scheme named 'ipp' for identifying IPP printers and jobs.

90 The "Internet Printing Protocol/1.1: Implementer's Guide" document gives insight and advice to
91 implementers of IPP clients and IPP objects. It is intended to help them understand IPP/1.1 and some of the
92 considerations that may assist them in the design of their client and/or IPP object implementations. For
93 example, a typical order of processing requests is given, including error checking. Motivation for some of
94 the specification decisions is also included.

95 The "Mapping between LPD and IPP Protocols" document gives some advice to implementers of gateways
96 between IPP and LPD (Line Printer Daemon) implementations.

97

Table of Contents

| | | | |
|-----|-------|--|----|
| 98 | 1 | Introduction | 7 |
| 99 | 2 | Terminology | 7 |
| 100 | 2.1 | Conformance Terminology | 7 |
| 101 | 2.2 | Other terminology | 7 |
| 102 | 3 | Requirements and Use Cases | 8 |
| 103 | 3.1 | List of the Printer and Device operations..... | 11 |
| 104 | 4 | New objects and new relationships of existing objects..... | 11 |
| 105 | 4.1 | Interpreter object | 11 |
| 106 | 4.2 | Use of the Printer object to represent IPP Printer fan-out and IPP Printer fan-in..... | 12 |
| 107 | 4.2.1 | IPP Printer fan-out | 12 |
| 108 | 4.2.2 | IPP Printer fan-in | 13 |
| 109 | 4.2.3 | Printer object attributes used to represent Printer fan-out and Printer fan-in | 13 |
| 110 | 4.2.4 | Subordinate Printer URL..... | 14 |
| 111 | 4.2.5 | Printer object attributes used to represent output device fan-out..... | 14 |
| 112 | 4.2.6 | Figures to show all possible configurations..... | 15 |
| 113 | 4.3 | Forwarding requests..... | 17 |
| 114 | 4.3.1 | Forwarding requests that affect Printer objects..... | 17 |
| 115 | 4.3.2 | Forwarding requests that affect Jobs..... | 17 |
| 116 | 5 | New Operation attributes | 19 |
| 117 | 5.1 | "printer-message-from-operator" (text(127))..... | 19 |
| 118 | 5.2 | "job-message-from-operator" (text(127)) | 20 |
| 119 | 5.3 | "factory-settings" (boolean) - new operation attribute for Get-Printer-Attributes: | 21 |
| 120 | 5.4 | Summary of the operation attributes for the Printer operations..... | 21 |
| 121 | 5.5 | Summary of the operation attributes for the Job operations | 22 |
| 122 | 6 | New Printer Description Attributes..... | 23 |
| 123 | 6.1 | printer-settable-attributes (1setOf type2 keyword) | 23 |
| 124 | 6.2 | job-settable-attributes (1setOf type2 keyword)..... | 23 |
| 125 | 6.3 | printer-message-time (integer(MIN:MAX)) | 23 |
| 126 | 6.4 | printer-message-date-time (dateTime)..... | 24 |
| 127 | 6.5 | printer-message-operation (type2 keyword) | 24 |
| 128 | 6.6 | subordinate-printers-supported (1setOf uri)..... | 24 |
| 129 | 7 | Additional Values for "printer-state-reasons" | 25 |
| 130 | 7.1 | 'deactivated' | 25 |
| 131 | 7.2 | 'moving-to-paused-all' | 25 |
| 132 | 7.3 | 'printer-deactivated' | 25 |
| 133 | 8 | Additional Values for "job-state-reasons" | 25 |

| | | | |
|-----|--------|---|----|
| 134 | 8.1 | 'job-suspended' | 25 |
| 135 | 9 | Additional status codes..... | 26 |
| 136 | 9.1 | 'client-error-attributes-not-settable' (0x0413) | 26 |
| 137 | 9.2 | 'server-error-printer-is-deactivated' (0x????)..... | 26 |
| 138 | 10 | Additional out-of-band values..... | 26 |
| 139 | 10.1 | 'not-settable' out of band value..... | 26 |
| 140 | 11 | Definition of the Set 2 Printer operations..... | 26 |
| 141 | 11.1 | Set-Printer-Attributes Operation..... | 28 |
| 142 | 11.1.1 | Settable and READ-ONLY Printer Description attributes | 28 |
| 143 | 11.1.2 | Set-Printer-Attributes Request | 29 |
| 144 | 11.1.3 | Set-Printer-Attributes Response..... | 31 |
| 145 | 11.2 | The Disable and Enable Printer Operations..... | 32 |
| 146 | 11.2.1 | Disable-Printer Operation | 32 |
| 147 | 11.2.2 | Enable-Printer Operation | 33 |
| 148 | 11.3 | The Pause and Resume Printer operations..... | 33 |
| 149 | 11.3.1 | IPP/1.1 Pause-Printer operation clarified to be Pause-Printer-After-Current-Job | 33 |
| 150 | 11.3.2 | Pause-Printer-After-Current-Job..... | 35 |
| 151 | 11.3.3 | Pause-Printer-After-All-Current-Jobs..... | 36 |
| 152 | 11.4 | Deactivate and Activate Printer operations..... | 38 |
| 153 | 11.4.1 | Deactivate-Printer operation | 38 |
| 154 | 11.4.2 | Activate-Printer operation..... | 38 |
| 155 | 11.5 | Restart-Printer, Shutdown-Printer, and Startup-Printer operations | 39 |
| 156 | 11.5.1 | Restart-Printer operation..... | 39 |
| 157 | 11.5.2 | Shutdown-Printer Operation | 40 |
| 158 | 11.5.3 | Startup-Printer operation..... | 40 |
| 159 | 12 | Definition of the Set2 Job Operations..... | 41 |
| 160 | 12.1 | Set-Job-Attributes | 41 |
| 161 | 12.1.1 | Settable and READ-ONLY Job Description attributes..... | 42 |
| 162 | 12.1.2 | Set-Job-Attributes Request | 43 |
| 163 | 12.1.3 | Set-Job-Attributes Response..... | 44 |
| 164 | 12.2 | Reprocess-Job Operation | 45 |
| 165 | 12.3 | Cancel-Current-Job Operation | 46 |
| 166 | 12.4 | Suspend and Resume Job operations | 47 |
| 167 | 12.4.1 | Suspend-Current-Job operation | 47 |
| 168 | 12.4.2 | Resume-Job operation..... | 48 |
| 169 | 12.5 | Promote-Job operation..... | 49 |
| 170 | 13 | IANA Considerations..... | 50 |
| 171 | 14 | Internationalization Considerations..... | 50 |
| 172 | 15 | Security Considerations..... | 50 |

173 16 Author's Addresses50

174 17 References51

175 18 Change History.....51

176 18.1 Changes to the November 16, 1999 version to make the December 8, 1999 version51

177 18.2 Changes to the November 1, 1999 version to make the November 16, 1999 version52

178 18.3 Changes to the October 22, 1999 version to make the November 1, 1999 version53

179 18.4 Changes to the September 19, 1999 version to make the October 22, 1999 version.....53

180 18.5 Changes to the July 19, 1999 version to make the September 19, 1999 version54

181 18.6 Changes to the June 30, 1999 version to make the July 19, 1999 version.....54

182 19 Appendix A: Full Copyright Statement.....56

List of Tables

184

185 Table 1 - Forwarding operations that affect Printer objects17

186 Table 2 - Forwarding operations that affect Jobs objects18

List of Figures

187

188

189

190 Figure 1 - embedded Printer object15

191 Figure 2 - hosted Printer object15

192 Figure 3 - output device fan out.....15

193 Figure 4 - IPP Printer fan out.....16

194 Figure 5 - IPP Printer fan in.....16

195

196 1 Introduction

197 The Internet Printing Protocol (IPP) is an application level protocol that can be used for distributed printing
198 using Internet tools and technologies. IPP version 1.1 (IPP/1.1) focuses on end user functionality with a
199 few administrative operations included. This document defines additional OPTIONAL end user, operator,
200 and administrator operations used to control Jobs and Printers. This document is a registration proposal for
201 an extension to IPP/1.0 and IPP/1.1 following the registration procedures in those documents.

202 2 Terminology

203 This section defines terminology used throughout this document.

204 2.1 Conformance Terminology

205 Capitalized terms, such as MUST, MUST NOT, REQUIRED, SHOULD, SHOULD NOT, MAY, NEED
206 NOT, and OPTIONAL, have special meaning relating to conformance. These terms are defined in [ipp-
207 mod] section 12.1 on conformance terminology, most of which is taken from RFC 2119 [RFC2119].

208 The following specialization of these terms apply to this document:

209 REQUIRED: if an implementation supports the extensions described in this document, it MUST
210 support a REQUIRED feature.

211 OPTIONAL: if an implementation supports the extensions described in this document, it MAY support
212 an OPTIONAL feature.

213 2.2 Other terminology

214 This document uses terms such as "attributes", "keywords", and "support". These terms have special
215 meaning and are defined in the model terminology [ipp-mod] section 12.2.

216 **IPP Printer object (or Printer for short)** - a software abstraction defined by [ipp-mod].

217 **Output-Device** - the physical imaging mechanism that an IPP Printer controls.

218 **Output-Device fan-out** - a configuration in which an IPP Printer controls more than one output-device.

219 **Printer fan-out** - a configuration in which an IPP Printer object controls more than one subordinate IPP
220 Printer object.

221 **Printer fan-in** - a configuration in which an IPP Printer object is controlled by more than one IPP
222 Printer object.

223 **Subordinate Printer** - an IPP Printer object that is controlled by another IPP Printer object. Such a
224 Subordinate Printer MAY have one or more Subordinate Printers.

225 **Leaf Printer** - a Subordinate Printer that has no Subordinate Printers.

226 **Non-Leaf Printer** - an IPP Printer object that has one or more Subordinate Printers.

227 **Chained Printer** - a Non-Leaf Printer that has exactly one Subordinate Printer.

228 **Job Creation operations** - IPP operations that create a Job object: Print-Job, Print-URI, and Create-
229 Job.

230 3 Requirements and Use Cases

231 The following requirements and usage cover both the Set2 and Set3 [ipp-set3] operations. They are
232 presented here together to show the parallelism.

- 233 1. Have separate operations for affecting the IPP Printer versus affecting the output-device, so its clear
234 what the intent of each is and implementers can implement one or the other or both.
- 235 2. Support fan-out of Printer objects.
- 236 3. Support fan-out of output-devices.
- 237 4. Support fan-in of Printer objects, as long as it doesn't make the semantics more complicated when not
238 supporting fan-in.
- 239 5. Instead of having operation attributes that alter the behavior of the operation significantly, have separate
240 operations, so that it is simple and clear to a client which semantics the Printer is supporting (by
241 querying the "operations-supported" attribute) and it is simple to describe the capabilities of a Printer
242 implementation in written documentation.
- 243 6. Need a Printer operation to prevent a Printer object from accepting new IPP jobs, but currently accepted
244 jobs continue unaffected to be scheduled and processed. Need a companion one to restore the Printer
245 object to accept new IPP jobs.

246 Usage: Operator is preparing to take the IPP Printer out of service.

247 Suggested name and operations: **Disable-Printer** and **Enable-Printer**

- 248 7. Need a Device operation to prevent an output device from accepting any new jobs from any job
249 submission protocol and a companion one to restore the output device to accepting any jobs.

250 Usage: Operator is preparing to take the output device out of service.

251 Suggested name and operations: **Disable-Device** and **Enable Device**

- 252 8. Need a Printer operation to stop the processing after the current IPP job completes and not start
253 processing any additional IPP jobs, but continue to accept new IPP jobs. Need a companion operation
254 to start processing IPP jobs again.

255 Usage: Operator wants to gracefully stop the IPP Printer as the next job boundary. This operation is
256 also invoked implicitly by the Deactivate-Printer and the Shutdown-Printer.

257 Suggested name and operations: **Pause-Printer-After-Current-Job**, **Resume-Printer**

258 9. Need a Device operation to stop the processing the current job "immediately", no matter what protocol.
259 Its like the Pause button on the output device. This operation is for emergencies. The stop point
260 depends on implementation, but can be mid page, end of page, end of sheet, or after a few sheets for
261 output devices that can't stop that quickly. The paper path isn't run out. Need a companion operation to
262 start processing the current any-protocol job without losing any thing.

263 Usage: Operator sees something bad about to happen, such as the paper is about to jam, or the toner is
264 running out, or the device is overheating or wants to add more paper.

265 Suggested name and operations: **Pause-Device-Now, Resume-Device**

266 10. Need a Printer operation to stop the processing of IPP jobs after all of the currently accepted jobs that
267 have been processed, but any newly accepted jobs go into the 'processing-held' state.

268 Usage: This allows an operator to reconfigure the output device in order to let jobs that are held waiting
269 for resources, such as special media, to get a chance. Then the operator uses Resume-Printer after
270 reconfiguring. He repeats the two operations to restore the output device to its normal media.

271 Suggested name and operations: **Pause-Device-After-All-Current-Jobs, Resume-Device**

272 11. Need a Device operation to stop the processing the current any-protocol job at a convenient point, such
273 as after the current copy (or end of job if last or only copy). Need a companion operation to start
274 processing the current any-protocol job or next job without losing any thing.

275 Usage: The operator wants to empty the output bin that is near full. The paper path is run out.

276 Suggested name and operations: **Pause-Device-After-Current-Copy, Resume-Device**

277 12. Need a Device operation that always pauses on a job boundary, no matter how many copies, in order to
278 not break up a job. Need a companion operation to start processing the current any-protocol job or next
279 job without losing any thing.

280 Usage: The operator wants to empty the output bin that is near full, but he doesn't want to break up a
281 job in case it has multiple copies. The paper path is run out.

282 Suggested name and operations: **Pause-Device-After-Current-Job, Resume-Device**

283 13. Need a Printer operation that combines Disable-Printer, Pause-Printer-After-Current-Job, and rejects all
284 other Job, Printer, and Device operations, except Job and Printer queries, System Administrator Set-
285 Printer-Attributes, and the companion operation to resume activity. In other words, this operation
286 makes the Printer a read-only object in a graceful manner for end-users and the operator.

287 Usage: The administrator wants to reconfigure the Printer object using the Set-Printer-Attributes
288 operation without disturbing the current in process work, but wants to make sure that the operator isn't
289 also trying to change the Printer object as part of running the Printer.

290 Suggested name and operation: **Deactivate-Printer, Activate-Printer**

291 14. Need a Device operation that combines Disable-Device, Pause-Device-After-Current-Copy (Current-
292 Job?), and rejects all other Device operations, except Job and Printer queries and the companion
293 operation to resume activity. In other words, this operation makes the output-device a read-only object
294 in a graceful manner.

295 Usage: The field service person wants to open up the device without disturbing the current in process
296 work, perhaps to replace staples, or replace the toner cartridge.

297 Suggested name and operation: **Deactivate-Device, Activate-Device**

298 15. Need a Printer operation to recover from the IPP Printer software that has gotten confused (run out of
299 heap memory or gotten into a state that it doesn't seem to be able to get out of). This is a condition that
300 shouldn't happen, but does in real life. Any volatile information is saved if possible before the software
301 is re-initialized. No companion operation is needed to undo this. We don't want to go back to the
302 "confused" state :-).

303 Usage: The IPP Printer software has gotten confused or isn't responding properly.

304 Suggested name and operation: **Restart-Printer**

305 16. Need a Device operation to recover from the output device hardware and software that has gotten
306 confused (gotten into a state that it doesn't seem to be able to get out of, run out of heap memory, etc.).
307 This is a condition that shouldn't happen, but does in real life. Any volatile information is saved if
308 possible before the software and hardware is re-initialized. This is the same and has the same options as
309 the Printer MIB reset. No companion operation is needed to undo this. We don't want to go back to the
310 "confused" state :-).

311 Usage: The output device has gotten confused or need resetting to some initial conditions.

312 Suggested name and operation: **Reset-Device**

313 17. Need a Printer operation to put the IPP Printer object out of business with no way in the protocol to
314 bring that instantiation back to life. (but see Startup-Printer which brings a new instantiation to life
315 with the same URL).

316 Usage: The Printer is being moved or the building's power is being shut off.

317 Suggested name and operation: **Shutdown-Printer**

318 18. Need a Printer operation to bring an IPP Printer to life when there is an already running host. Note:
319 This operation is unlikely to be supported for the embedded Printer configuration.

320 Usage: After the host is started (by means outside the IPP protocol), the operator is able to ask the host
321 to bring up any number of Printer objects (that the host has been configured in some way) each with
322 distinct URLs.

323 Suggested name and operation: **Startup-Printer**

324 19. Need a Device operation to power off the output device after writing out any software state. It is
 325 assumed that other operations have more gracefully prepared the output device for this drastic and
 326 immediate. There is no companion Device operation to bring the power back on.

327 Usage: The output device is going to be moved, the power in the building is going to be shutoff, the
 328 repair man has arrived and needs to take the output device apart.

329 Suggested name and operation: **Power-Off-Device**

330 3.1 List of the Printer and Device operations

331 The list of Printer and Device operations are:

| Printer operation | Corresponding Device operation equivalent |
|--|---|
| Get-Printer-Attribute | no |
| Set-Printer-Attributes | no |
| Disable-Printer | Disable-Device |
| Enable-Printer | Enable-Device |
| no | Pause-Device-Now |
| no | Pause-Device-After-Current-Copy |
| Pause-Printer-After-Current-Job (= IPP/1.1 Pause-Job??) | Pause-Device-Current-Job |
| Pause-Printer-After-All-Current-Jobs | no |
| Resume-Printer | Resume-Device |
| Deactivate-Printer | Deactivate-Device |
| Activate-Printer | Activate-Device |
| Purge-Jobs | Purge-Device |
| Restart-Printer | Reset-Device |
| Shutdown-Printer | Power-Off-Device |
| Startup-Printer | no |

332 4 New objects and new relationships of existing objects

333 This section defines the new Interpreter object and the use of the IPP Printer object to represent IPP Printer
 334 fan-out and IPP Printer fan-in.

335 4.1 Interpreter object

336 The Interpreter object models the document format interpreters that are contained in the Printer object. The
 337 purpose of the Interpreter object is to model those Printer attributes whose value depends on which
 338 interpreter is being used to process the document. Depending on implementation, the Printer object

339 attributes whose values ("xxx-supported" and "xxx-default") depend on the interpreter, i.e., on the
340 "document-format" of the document being processed, are considered to be Interpreter object attributes
341 instead. A Get-Printer-Attributes operation returns Printer and Interpreter attributes as specified in the
342 "requested-attributes" operation attribute supplied by the client. Depending on the value of the "document-
343 format" attribute supplied by the client in the Get-Printer-Attributes request (or the "document-format-
344 default", if the client omits the "document-format" attribute), selects the corresponding Interpreter object.

345 If an implementation does not make a distinction on the values of Printer attributes by document format,
346 say, for purposes of job validation (see [ipp-mod] Get-Printer-Attributes), there is no need to implement or
347 support the Interpreter object. The Interpreter object is introduced to provide a means to model an
348 implementation in which some attributes do depend on the document format. Those attributes are then sub-
349 classed to be Interpreter object attributes.

350 Note: the addition of the Interpreter object is completely compatible with IPP/1.0 and IPP/1.1 (see the
351 description of the "document-format" operation attribute in [ipp-mod] section 3.2.5.1 Get-Printer-Attributes
352 request). The protocol and semantics are the same whether or not the Interpreter object is used to
353 distinguish attributes that depend on the "document-format". Consequently, there is no "interpreters-
354 supported" Printer Description attribute. In order to determine which Interpreter objects there MAY be, the
355 client can request the values of the Printer's "document-format-supported" attribute.

356 Note: The Interpreter object is really a sub-class of the Printer object, rather than being a full fledged object
357 in the sense that the Job and Printer objects are. There are no operations defined solely for the Interpreter
358 object. The Get-Printer-Attributes and Set-Printer-Attributes operations operate on the Interpreter object if
359 the implementation has the concept of an Interpreter object. However, if the IPP Printer implementation
360 does not contain Interpreter objects, the same Interpreter object attributes are considered Printer object
361 attributes, instead.

362 4.2 Use of the Printer object to represent IPP Printer fan-out and IPP Printer fan-in

363 This section defines how the Printer object MAY be used to represent IPP Printer fan-out and IPP Printer
364 fan-in. Fan-out is where an IPP Printer is used to represent other IPP Printer objects. Fan-in is where
365 several IPP Printer objects are used to represent another IPP Printer object.

366 4.2.1 IPP Printer fan-out

367 The IPP/1.1 Model and Semantics introduces the semantic concept of an IPP Printer object that represents
368 more than one output device (see [ipp-mod] section 2.1). This concept is called "output device fan-out".
369 However, there was no way to represent the individual states of the output devices or to perform operations
370 on a specific output device when there was fan-out. This specification generalizes the semantics of the
371 Printer object to represent such "subordinate" fan-out output devices as IPP Printer objects. This concept is
372 called "Printer object fan-out". A Printer object that has a subordinate Printer object is called a "non-leaf"
373 Printer object. Thus a "non-leaf" Printer object MAY support one or more subordinate Printer objects in
374 order to represent Printer object fan-out. A Printer object that does not have any subordinate Printer objects
375 is called a "leaf" Printer object.

376 4.2.2 IPP Printer fan-in

377 The IPP/1.1 Model and Semantics did not preclude the semantic concept of multiple IPP Printer objects that
378 represent a single output device (see [ipp-mod] section 2.1). However, there was no way for the client to
379 determine that there was a fan-in configuration, nor was there a way to perform operations on the
380 subordinate device. This specification generalizes the semantics of the Printer object to allow several "non-
381 leaf" IPP Printer objects to represent a single "subordinate" Printer object. Thus a "non-leaf" Printer object
382 MAY share a subordinate Printer object with one or more other non-leaf Printer objects in order to
383 represent IPP Printer fan-in. As with fan-out (see section 4.2), when a Printer object is a non-leaf, it MUST
384 NOT have an associated output device. As with fan-out, a leaf Printer object has an associated output
385 device(s). As with fan-out, the non-leaf Printer objects submit jobs to their subordinate Printer objects and
386 otherwise control the subordinate Printer. As with fan-out, whether pending jobs are kept in the non-leaf
387 Printers until the subordinate Printer can accept them or are kept in the subordinate Printer depends on
388 implementation and/or configuration policy.

389 4.2.3 Printer object attributes used to represent Printer fan-out and Printer fan-in

390 Each non-leaf Printer object submits jobs to its immediate subordinate Printers and otherwise controls the
391 subordinate Printers using IPP or other protocols. Whether pending jobs are kept in the non-leaf Printer
392 until a subordinate Printer can accept them or are kept in the subordinate Printers depends on
393 implementation and/or configuration policy. Furthermore, a subordinate Printer object MAY, in turn, have
394 subordinate Printer objects. Thus a Printer object can be both a non-leaf Printer and a subordinate Printer.

395 A subordinate Printer object MUST be a conforming Printer object, so it MUST support all of the
396 REQUIRED operations and attributes. However, with access control, the subordinate Printer MAY be
397 configured so that end-user clients are not permitted to perform any operations (or just Get-Printer-
398 Attributes) while one or more non-leaf Printer object(s) are permitted to perform any operation.

399 The following Printer Description attributes are defined to represent the relationship between Printer
400 object(s) and their subordinate Printer object(s):

- 401 1. "subordinate-printers-supported" (1setOf uri) - contains the URI of the immediate subordinate Printer
402 object(s). Each non-leaf Printer object MUST support this Printer Description attribute. A leaf Printer
403 object either does not support the "subordinate-printers-supported" attribute or does so with the 'no-
404 value' out-of-band value (see [ipp-mod] section 4.1), depending on implementation.
- 405 2. "parent-printers-supported" (1setOf uri) - contains the URI of the non-leaf printer object(s) for which this
406 Printer object is the immediate subordinate, i.e., this Printer's immediate "parent" or "parents". Each
407 subordinate Printer object MUST support this Printer Description attribute. A Printer that has no
408 parents, either does not support the "parent-printers-supported" attribute or does so with the 'no-value'
409 out-of-band value (see [ipp-mod] section 4.1), depending on implementation.

410 4.2.4 Subordinate Printer URI

411 Each subordinate Printer object has a URI which is used as the target of each operation on the subordinate
412 Printer. The means for configuring URIs for subordinate Printer objects is implementation-dependent as
413 are all URIs. However, there are two distinct approaches:

414 a. When the implementation wants to make sure that no operation on a subordinate Printer object as
415 a target "sneaks by" the parent Printer object (or the subordinate Printer is fronting for a device that
416 is not networked), the host part of the URI specifies the host of the parent Printer. Then the parent
417 Printer object can easily reflect the state of the subordinate Printer objects in the parent's Printer
418 object state and state reasons as the operation passes "through" the parent Printer object.

419 b. When the subordinate Printer is networked and the implementation allows operations to go
420 directly to the subordinate Printer (with proper access control) without knowledge of the parent
421 Printer object, the host part of the URI is different than the host part of the parent Printer object. In
422 such a case, the parent Printer object **MUST** keep its "printer-state" and "printer-state-reasons" up to
423 date, either by polling the subordinate Printer object or by subscribing to events with the subordinate
424 Printer object (see [ipp-not-spec] for means to subscribe to event notification when the subordinate
425 Printer object supports IPP notification).

426 4.2.5 Printer object attributes used to represent output device fan-out

427 When a Printer object is a non-leaf, it **MUST NOT** have an associated output device. Only leaf IPP Printer
428 objects are allowed to have one or more associated output devices. Each leaf Printer object **MAY** support
429 the "output-devices-supported" (1setOf name(127)) to indicate the user-friendly name(s) of the output
430 device(s) that the leaf Printer object represents. It is **RECOMMENDED** that each leaf Printer object have
431 only one associated output device, so that the individual output devices can be represented completely and
432 controlled completely by clients. In other words, the Printer's "output-devices-supported" attribute
433 **SHOULD** have only one value.

434

435 4.2.6 Figures to show all possible configurations

436 Figure 1, Figure 2, and Figure 3 are taken from [ipp-mod] to show the configurations possible with IPP/1.0
437 and IPP/1.1 where all Printer objects are leaf Printer objects. The remaining figures show additional
438 configurations that this document defines using non-leaf and leaf Printer objects. Legend for all figures:

439 ----> indicates a network protocol with the direction of its requests

440

441 ##### indicates a Printer object which is either:

442 - embedded in an output device or

443 - hosted in a server. The Printer object

444 might or might not be capable of queuing/spooling.

445

446 any indicates any network protocol or direct

447 connect, including IPP

448

449

450

451

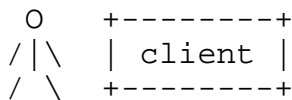
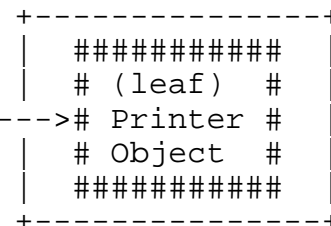
452

453

454

455

output device



-----IPP----->

456 **Figure 1 - embedded Printer object**

457

458

459

460

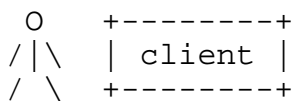
461

462

463

#####

output device



---IPP---># Printer #

---any->|

object

#####

464 **Figure 2 - hosted Printer object**

465

466

467

468

469

470

471

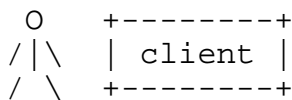
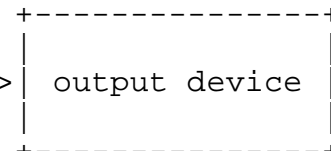
472

473

474

475

476



---IPP---># Printer #

+-->

any/

/

---*

\

any\

+-->

output device

+-----+

477 **Figure 3 - output device fan out**

```

478                                     #####
479      O      +-----+                # non-leaf#                # subord. #
480     /|\    | client |---IPP----># Printer #---IPP----># Printer #
481     / \    +-----+                # object #                 # object #
482                                     #####
483

```

484 The subordinate Printer can be a non-leaf Printer as in Figure 4 to
485 Figure 6, or can be a leaf Printer as in Figure 1 to Figure 3.

486 **Figure 4 - Chained IPP Printer**

```

487                                     +-----IPP----->#####
488                                     /                               +----># subord. #
489                                     /                               /           # Printer #
490                                     /                               /           # object #
491      O      +-----+                ##### any                #####
492     /|\    | client |---IPP----># Printer #--*                /           #####
493     / \    +-----+                # object #                \           #####
494                                     ##### any                #####
495                                     \                               \           # subord. #
496                                     \                               +----># Printer #
497                                     +-----IPP-----># object #
498                                     #####
499

```

501 The subordinate Printer can be a non-leaf Printer as in Figure 4 to
502 Figure 6, or can be a leaf Printer as in Figure 1 to Figure 3.

503 **Figure 5 - IPP Printer fan out**

```

504                                     (non-leaf)
505                                     #####
506                                     # non-leaf#
507                                     +----># Printer #--+
508                                     /           # object #                \
509      O      +-----+                IPP #####                #####
510     /|\    | client |---+-----IPP-----># subord. #
511     / \    +-----+                \           +--IPP-># Printer #
512                                     IPP #####                +--IPP-># object #
513                                     \           # non-leaf#                /           #####
514                                     +----># Printer #--+
515                                     # object #
516                                     #####
517                                     (non-leaf)
518

```

520 The subordinate Printer can be a non-leaf Printer as in Figure 4, Figure
521 5, or Figure 6, or can be a leaf Printer as in Figure 1, Figure 2, or
522 Figure 3.

523 **Figure 6 - IPP Printer fan in**

524 4.3 Forwarding requests

525 This section describes the forwarding of Job and Printer requests to subordinate Printer objects.

526 4.3.1 Forwarding requests that affect Printer objects

527 In Printer fan-out, Printer fan-in, and Chained Printers, the non-leaf IPP Printer object **MUST NOT** forward
 528 the Printer operations that affect Printer objects to its subordinate Printer objects. If a client wants to
 529 explicitly target a subordinate Printer, the client **MUST** specify the URI of the subordinate Printer. The
 530 client can determine the URI of any subordinate Printers by querying the Printer's "subordinate-printers-
 531 supported (1setOf uri) attribute (see section 6.6).

532 Table 1 lists the operations that affect Printer objects and the forwarding behavior that a non-leaf Printer
 533 **MUST** exhibit to its immediate subordinate Printers. Printer operations that affect jobs have a different
 534 forwarding rule (see section 4.3.2 and Table 2):

535 **Table 1 - Forwarding operations that affect Printer objects**

| Printer operation | Non-leaf Printer action |
|--------------------------------------|--|
| Set2 Printer operations: | |
| Set-Printer-Attributes | MUST NOT forward to any of its subordinate Printers |
| Enable-Printer | MUST NOT forward to any of its subordinate Printers |
| Disable-Printer | MUST NOT forward to any of its subordinate Printers |
| Pause-Printer-After-All-Current-Jobs | MUST NOT forward to any of its subordinate Printers |
| Deactivate-Printer | MUST NOT forward to any of its subordinate Printers |
| Activate-Printer | MUST NOT forward to any of its subordinate Printers |
| Restart-Printer | MUST NOT forward to any of its subordinate Printers |
| Shutdown-Printer | MUST NOT forward to any of its subordinate Printers |
| Startup-Printer | MUST NOT forward to any of its subordinate Printers |
| IPP/1.1 Printer operations: | |
| Get-Printer-Attributes | MUST NOT forward to any of its subordinate Printers |
| Pause-Printer | MUST NOT forward to any of its subordinate Printers |
| Resume-Printer | MUST NOT forward to any of its subordinate Printers |

536

537 4.3.2 Forwarding requests that affect Jobs

538 Unlike Printer operations that only affect Printer objects (see section 4.3.1), a non-leaf Printer object **MUST**
 539 forward operations that directly affect jobs to the appropriate Job object(s) in one or more of its immediate
 540 subordinate Printer objects. Forwarding is **REQUIRED** since the purpose of such a Job operation is to
 541 affect the indicated job which itself may have been forwarded. Such forwarding **MAY** be immediate or
 542 queued, depending on the operation and the implementation. For example, a non-leaf Printer object **MAY**
 543 queue/spool jobs, feeding a job at a time to its subordinate Printer(s), or **MAY** forward jobs immediately to

544 one of its subordinate Printers. In either case, the non-leaf Printer object is forwarding Job Creation
 545 operations to one of its subordinate Printers. Only the time of forwarding of the Job Creation operations
 546 depends on whether the policy is to queue/spool jobs in the non-leaf Printer or the subordinate Printer.

547 When a non-leaf Printer object creates a Job object in its subordinate Printer, whether that non-leaf Printer
 548 object keeps a fully formed Job object or just keeps a mapping from the "job-ids" that it assigned to those
 549 assigned by its subordinate Printer object is IMPLEMENTATION-DEPENDENT. In either case, the non-
 550 leaf Printer MUST be able to accept and carry out future Job operations that specify the "job-id" that the
 551 non-leaf Printer assigned and returned to the job submitting client.

552 Table 2 lists the operations that directly affect jobs and the forwarding behavior that a non-leaf Printer
 553 MUST exhibit to its subordinate Printers:

554 **Table 2 - Forwarding operations that affect Jobs objects**

| Job operation | Non-leaf Printer action |
|-----------------------------|--|
| Set2 Job operations: | |
| Set-Job-Attributes | MUST forward to the appropriate Job in one of its subordinate Printers |
| Reprocess-Job | MUST forward to the appropriate Job in one of its subordinate Printers |
| Cancel-Current-Job | MUST forward to the appropriate Job in one of its subordinate Printers |
| Suspend-Current-Job | MUST forward to the appropriate Job in one of its subordinate Printers |
| Resume-Job | MUST forward to the appropriate Job in one of its subordinate Printers |
| Promote-Job | MUST forward to the appropriate Job in one of its subordinate Printers |
| IPP/1.1 Printer operations: | |
| Print-Job | MUST forward immediately or queue to the appropriate subordinate Printer |
| Print-URI | MUST forward immediately or queue to the appropriate subordinate Printer |
| Validate-Job | MUST forward to the appropriate subordinate Printer |
| Create-Job | MUST forward immediately or queue to the appropriate subordinate Printer |
| Get-Jobs | MUST forward to <i>all</i> its subordinate Printers |
| Purge-Jobs | MUST forward to <i>all</i> its subordinate Printers |
| IPP/1.1 Job operations: | |
| Send-Document | MUST forward immediately or queue to the appropriate Job in one of its subordinate Printers |
| Send-URI | MUST forward immediately or queue to the appropriate Job in one of its subordinate Printers |
| Cancel-Job | MUST forward to the appropriate Job in one of its subordinate Printers |
| Get-Job-Attributes | MUST forward to the appropriate Job in one of its subordinate Printers, if the non-leaf Printer doesn't know the complete status of the Job object |
| Hold-Job | MUST forward to the appropriate Job in one of its subordinate Printers |
| Release-Job | MUST forward to the appropriate Job in one of its subordinate Printers |
| Restart-Job | MUST forward to the appropriate Job in one of its subordinate Printers |

555 **ISSUE 01: Do we want to define whether the response to the client for Job operations can happen before**
556 **the non-leaf Printer gets the response from its subordinate Printer or MUST the non-leaf Printer wait until**
557 **its gets the response from its subordinate Printer?**

558 The following Job Description attributes are defined to help represent Job relationships for fan-out and
559 forwarding of jobs:

- 560 1. "output-device-assigned" (name(127)) - from [ipp-mod]: This attribute identifies the output device to
561 which the Printer object has assigned this job. If an output device implements an embedded Printer
562 object, the Printer object NEED NOT set this attribute. If a print server implements a Printer object, the
563 value MAY be empty (zero-length string) or not returned until the Printer object assigns an output
564 device to the job. This attribute is particularly useful when a single Printer object supports multiple
565 devices (so called "fan-out").
- 566 2. "original-requesting-user-name" (name(MAX)) - operation attribute containing the user name of the
567 original user, i.e., corresponds to the "requesting-user-name" operation attribute that the original client
568 supplied to the first Printer object.

569 **ISSUE 02 - The "requesting-user-name" operation attribute is the parent Printer's host, not the original**
570 **requesting user, correct?)**

571 **ISSUE 03 - Presumably the "job-originating-user-name" remains as the authenticated original user, not the**
572 **parent Printer's authenticated host, correct?**

573 5 New Operation attributes

574 This section defines the new "printer-message-from-operation" and "job-message-from-operator" operation
575 attributes that set the corresponding Printer and Job Description attributes.

576 5.1 "printer-message-from-operator" (text(127))

577 The client OPTIONALLY supplies this attribute. The Printer object SHOULD support this operation
578 attribute if it supports the corresponding Printer Description attribute. The value of this attribute is a
579 message from the operator about the Printer object on which the operator is performing the operation. If
580 supported, the Printer copies the value to the Printer's "printer-message-from-operator" Printer Description
581 attribute (see [ipp-mod] section 4.4.25), automatically sets the value of the Printer's "printer-message-time"
582 with the current value of the Printer's "printer-up-time" attribute, the value of the "printer-message-date-
583 time" with the current value of the Printer's "printer-current-date-time" attribute, and the value of the
584 Printer's "printer-message-operation" with the operation-id value of this operation (see [ipp-mod] section
585 4.4.15).

586
587 If the client omits this attribute, the Printer does not change the value of its "printer-message-from-
588 operator", "printer-message-time", "printer-message-date-time", and "printer-message-operation" Printer
589 Description attributes.

590

591 If the client supplies this attribute with a zero-length text value or with a value consisting solely of white
592 space, the Printer copies that value as any other value to the Printer's "printer-message-from-operator" and
593 sets the "printer-message-time", "printer-message-date-time", and "printer-message-operation" attributes.
594 Supplying such a value is the way that the operator indicates that there is no longer a printer message from
595 the operator (rather than using the "out-of-band" 'no-value' value).

596

597 This operation attribute is defined for use with the following operator operations on the Printer object:

598 Pause-Printer - see [ipp-mod] section 3.2.7

599 Resume-Printer - see [ipp-mod] section 3.2.8

600 Purge-Jobs - see [ipp-mod] section 3.2.9

601 Disable-Printer - see section 11.2

602 Enable-Printer - see section 11.2.2

603 Pause-Printer-After-Current-Job (IPP/1.1 Pause-Printer clarified) - see section 11.3.2

604 Pause-Printer-After-All-Current-Jobs - see section

605 Deactivate-Printer - see section 11.4.1

606 Activate-Printer - see section 11.4.2

607 Restart-Printer - see section 11.5.1

608 Shutdown-Printer - see section 11.5.2

609 Startup-Printer - see section 11.5.3

610

611 The "printer-message-from-operator" operation attribute **MUST NOT** be supported as an operation attribute
612 for the Set-Printer-Attributes operation. If the operator wants to set the Printer's "printer-message-from-
613 operator" Printer Description attribute when issuing the Set-Printer-Attributes operation, the client supplies
614 the "printer-message-from-operator" with its new value as one of the Printer Description attributes in Group
615 2 in the request. The Printer also updates the Printer's "printer-message-date-time" and "printer-message-
616 operation" Printer Description attributes. If the client does not explicitly supply the "printer-message-from-
617 operator" with its new value, the Printer leaves the value of the Printer's "printer-message-from-operator"
618 Printer Description attribute unchanged.

619 5.2 "job-message-from-operator" (text(127))

620 The client **OPTIONALLY** supplies this attribute. The Printer object **SHOULD** supports this operation
621 attribute if it supports the corresponding Job Description attribute. The value of this attribute is a message
622 from the operator about the Job object on which the operator has just performed an operation. If supported,
623 the Printer copies the value to the Job's "job-message-from-operator" Job Description attribute (see [ipp-
624 mod] section 4.3.16).

625 If the client omits this attribute, the Printer does not change the value of its "printer-message-from-operator"
626 Job Description attribute.

627 If the client supplies this attribute with a zero-length text value or with a value consisting solely of white
628 space, the Printer copies that value as any other value to the job's "job-message-from-operator". Supplying

629 such a value is the way that the operator indicates that there is no longer a job message from the operator
630 (rather than using the "out-of-band" 'no-value' value).

631 Note: There are no corresponding 'job-message-time', "job-message-date-time", and "job-message-
632 operation" Job Description attributes, since the usual lifetime of a job is limited.

633 This operation attribute is defined for use with the following operator operations on the Job object:

634 Cancel-Job - see [ipp-mod] section 3.2.4
635 Hold-Job - see [ipp-mod] section 3.3.5
636 Release-Job - see [ipp-mod] section 3.3.6
637 Restart-Job - see [ipp-mod] section 3.3.7
638 Reprocess-Job - see section 12.2
639 Cancel-Current-Job - see section 12.3
640 Suspend-Current-Job - see section 12.4
641 Resume-Job - see section 12.4.2
642 Promote-Job - see section 12.5
643

644 The "job-message-from-operator" operation attribute **MUST NOT** be supported as an operation attribute for
645 the Set-Job-Attributes operation. If the operator wants to set the Job's "job-message-from-operator" Job
646 Description attribute when issuing the Set-Job-Attributes operation, the client supplies the "job-message-
647 from-operator" with its new value as one of the Job Description attributes in Group 2 in the request.
648 Otherwise, the Printer leaves the value of the Job's "job-message-from-operator" Job Description attribute
649 unchanged by not explicitly setting the attribute.

650 5.3 "factory-settings" (boolean) - new operation attribute for Get-Printer-Attributes:

651 The client **OPTIONALLY** supplies this attribute. The Printer object **OPTIONALLY** supports this attribute,
652 if it supports the Set-Printer-Attributes operation. If the client omits this attribute or supplies the 'false'
653 value, the Printer returns the current values of the requested attributes that are settable, i.e., the values that
654 have been set by previous Set-Printer-Attributes. If the client supplies the 'true' value, the Printer returns
655 the factory settings, i.e., the inherent values supported by the implementation as shipped from the
656 manufacturer or established at install time. This operation attribute allows an operator to determine which
657 values are supported in an implementation after having modified a settable attribute. Attributes that are not
658 settable are not affected by this operation attribute, so that the Printer returns the same values for non-
659 settable attribute when either the 'true' or 'false' value has been supplied. If this operation attribute is
660 supported, both 'true' and 'false' values **MUST** be supported.

661 5.4 Summary of the operation attributes for the Printer operations

662 The following table shows the operation attributes for the Printer operations that a client **MAY** supply in a
663 request. Operation parameters and attributes that a client **MUST** supply are not shown. Also "requesting-
664 user-name" is not shown, though it is **RECOMMENDED** that a client supply it in every request.

665 Legend:

666 R - **REQUIRED** for a Printer to support

667

O - OPTIONAL for a Printer to support; the Printer ignores the attribute if not supported

| Operation Attribute | Pause-Printer | Resume-Printer | Purge-Jobs | Get-Printer-Attributes | Set-Printer-Attributes | Enable-Print | Disable-Printer | Restart-Printer | Shut down-Printer |
|-------------------------------|---------------|----------------|------------|------------------------|------------------------|--------------|-----------------|-----------------|-------------------|
| document-format | | | | R | R | | | | |
| factory-settings | | | | O | | | | | |
| printer-message-from-operator | O | O | O | | | O | O | O | O |
| job-type | | | | | | O | O | | |
| | | | | | | | | | |
| reset-function | | | | | | | | | |
| | | | | | | | | | |
| | | | | | | | | | |

668 5.5 Summary of the operation attributes for the Job operations

669 The following table shows the operation attributes for the Job operations that a client MAY supply in a
 670 request. Operation attributes that specify the Printer or Job object as the target are shown in the first two
 671 rows, respectively. Other operation attributes and parameters that a client MUST supply are not shown.
 672 Also "requesting-user-name" is not shown, though it is RECOMMENDED that a client supply it in every
 673 request.

674 Legend:

675 R - REQUIRED for a Printer to support

676 O - OPTIONAL for a Printer to support; the Printer ignores the attribute if not supported

| Operation Attribute | Cancel-Job | Cancel-Current-Job | Hold-Job | Release-Job | Suspend-Current-Job | Resume-Job | Get-Job-Attributes | Set-Job-Attributes | Restart-Job | Reprocess-Job | Promote-Job |
|-------------------------------|------------|--------------------|----------|-------------|---------------------|------------|--------------------|--------------------|-------------|---------------|-------------|
| printer-uri | | R | | | R | | | | | | |
| printer-uri/job-id or job-uri | R | | R | R | | R | R | R | R | R | R |
| job-id | | R | | | R | | | | | | |
| requested-attributes | | | | | | | R | | | | |
| | | | | | | | | | | | |
| | | | | | | | | | | | |
| | | | | | | | | | | | |
| job-message-from-operator | O | O | O | O | O | O | | | O | O | O |
| message [to-operator] | O | | O | O | O | O | | | O | O | O |
| job-hold-until | | | O* | O* | | | | | | O** | |

677 * The Printer MUST support the "job-hold-until" operation attribute if it supports the "job-hold-until" Job
 678 Template attribute.

679 ** The Printer MUST support the "job-hold-until" operation attribute if it supports the Set-Job-Attributes
680 operation, so that the client can hold the job with the Reprocess-Job operation and the modify the job before
681 releasing it to be processed.

682 6 New Printer Description Attributes

683 The following new Printer Description attributes are needed to support the new operations defined in this
684 document.

685 6.1 printer-settable-attributes (1setOf type2 keyword)

686 This READ-ONLY Printer attribute identifies the Printer object attributes that are settable in this
687 implementation, i.e., that are settable using the Set-Printer-Attributes operations (see section 11.1). This
688 attribute MUST be supported if the Set-Printer-Attributes operations is supported. The Printer MUST
689 reject attempts to set any Printer attributes that are not one of the values of this attribute, returning the
690 'client-error-attributes-not-settable' status code (see section 9.1). The value of this attribute MAY depend
691 on the value of the "document-format" operation attribute supplied in the Get-Printer-Attributes operation
692 (see [ipp-mod] section 3.2.5.1).

693 Standard keyword values are:

694 'none': There are no settable Printer attributes.

695 'xxx': Where 'xxx' is any of the keyword attribute names in the list defined in section 11.1.1

696 6.2 job-settable-attributes (1setOf type2 keyword)

697 This READ-ONLY Printer attribute identifies the Job object attributes that are settable in this
698 implementation, i.e., that are settable using the Set-Job-Attributes operation (see section 12.1). This
699 attribute MUST be supported if the Set-Job-Attributes operations is supported. The Printer MUST reject
700 attempts to set any Job attributes that are not one of the values of this attribute, returning the 'client-error-
701 attributes-not-settable' status code (see section 9.1).

702 Standard keyword values are:

703 'none': There are no settable Job attributes.

704 'xxx': Where 'xxx' is any of the keyword attribute names in the list defined in section 12.1.1

705 6.3 printer-message-time (integer(MIN:MAX))

706 This READ-ONLY Printer Description attribute contains the time that the Printer's "printer-message-from-
707 operator" was changed by the operator using any operation where the client supplied the "printer-message-
708 from-operator" operation attribute (see section 5.1) or was explicitly set using the Set-Printer-Attributes
709 operation (see section 11.1). This attribute allows the users to know when the "printer-message-from-
710 operator" attribute was last set.

711 The Printer sets the value of this attribute by copying the value of the Printer's "printer-up-time" attribute
712 (see [ipp-mod] section 4.3.14). If the Printer resets its "printer-up-time" attribute to 1 on power-up, then it
713 MUST change the value of the "printer-message-time" to 0 or a negative number as specified in [ipp-mod]
714 section 4.3.14.

715 Note: This attribute helps users better understand the context for the "printer-message-from-operator"
716 message.

717 6.4 printer-message-date-time (dateTime)

718 This READ-ONLY Printer Description attribute contains the date and time that the Printer's "printer-
719 message-from-operator" was changed by the operator using any operation where the client supplied the
720 "printer-message-from-operator" operation attribute (see section 5.1) or was explicitly set using the Set-
721 Printer-Attributes operation (see section 11.1). This attribute allows the users to know when the "printer-
722 message-from-operator" attribute was last set. This attribute MUST be supported if the Printer supports
723 both the "printer-message-from-operator" and the "printer-current-date-time" attributes.

724 Note: This attribute helps users better understand the context for the "printer-message-from-operator"
725 message.

726 6.5 printer-message-operation (type2 keyword)

727 This READ-ONLY Printer Description attribute contains the operation that was used to changed the
728 Printer's "printer-message-from-operator" by the operator using any operation where the client supplied the
729 "printer-message-from-operator" operation attribute (see section 5.1) or explicitly set using the Set-Printer-
730 Attributes operation (see section 11.1). This attribute allows the users to know which operation was used to
731 change the "printer-message-from-operator" attribute when it was last set.

732 Note: This attribute helps users better understand the context for the "printer-message-from-operator".

733 6.6 subordinate-printers-supported (1setOf uri)

734 This Printer attribute is REQUIRED if an implementation supports subordinate Printers (see section 4.2)
735 and contains the URIs of the immediate subordinate Printer object(s) associated with this Printer object.

736 The precise format of the subordinate Printer URIs is implementation dependent (see section 4.2.4).

737 If the Printer object does not have an associated output device, the value of the subordinate Printer object's
738 "printer-name" MAY be used to populate the Job object's "output-device-assigned" attribute (see [ipp-mod]
739 section 4.3.13). The "output-device-assigned" Job attribute identifies the output device to which the Printer
740 object has assigned a job, for example, when a single Printer object is supporting Device fan-out or Printer
741 fan-out.

742 7 Additional Values for "printer-state-reasons"

743 This section defines additional values for the "printer-state-reasons" Printer Description attribute.

744 7.1 'deactivated'

745 'deactivated': The Printer has been deactivated. Only the Activate-Printer, Get-Job-Attributes, Get-
746 Jobs, Get-Printer-Attributes, and any other Get-Xxx operations that may be defined are accepted in
747 this state; all other operations are rejected with the 'server-error-printer-is-deactivated'.

748 **ISSUE 04 - What new 'moving-to-xxx' and 'xxx' values do we need to support the new operations**
749 **defined in this document?**

750 7.2 'moving-to-paused-all'

751 'moving-to-paused-all': Someone has paused the Printer object using the Pause-Printer-After-All-
752 Current-Jobs operation (see section 11.3.3) or other means, but the output-device(s) are taking an
753 appreciable time to stop. Later, when all output has stopped, the "printer-state" becomes 'stopped',
754 and the 'paused' value replaces the 'moving-to-paused' value in the "printer-state-reasons" attribute.
755 This value MUST be supported, if the Pause-Printer-After-All-Current-Jobs operation is supported
756 and the implementation takes significant time to pause a device in certain circumstances.

757 7.3 'printer-deactivated'

758 'printer-deactivated': Someone has issued a Deactivate-Printer operation for the Printer object (see
759 section 11.4.1) and the Printer is in the process of becoming deactivated or has become deactivated.
760 The Printer MUST reject all requests except Activate-Printer, queries (Get-Printer-Attributes, Get-
761 Job-Attributes, Get-Jobs, etc.), Send-Document, and Send-URI (so that partial job submission can
762 be completed - see section 11.2.1) and return the 'server-error-service-unavailable' status code.
763
764

765 8 Additional Values for "job-state-reasons"

766 This section defines additional values for the "job-state-reasons" Job Description attribute.

767 8.1 'job-suspended'

768 'job-suspended': The job has been suspended while processing using the Suspend-Current-Job
769 operation and other jobs can be processed on the Printer. The Job can be resumed using the
770 Resume-Job operation which removes this value.
771

772 9 Additional status codes

773 This section defines new status codes used by the operations defined in this document.

774 9.1 'client-error-attributes-not-settable' (0x0413)

775 In a Set-Printer-Attributes or Set-Job-Attributes request, if the Printer object does not support one or more
776 attributes as settable, the Printer object MUST return this status code. The Printer object MUST also return
777 in the Unsupported Attributes Group all the attributes and/or values supplied by the client that are not
778 settable. See [ipp-mod] section 3.1.7. For example, if the request indicates 'job-state', all implementations
779 MUST reject the request. As another example, if the request indicates an attribute that is supported, but not
780 settable by this implementation, such as, say, "printer-name", the implementation rejects the request.

781 9.2 'server-error-printer-is-deactivated' (0x????)

782 The Printer has been deactivated using the Deactivate-Printer operation and is only accepting the Activate-
783 Printer (see section 11.5.1), Get-Job-Attributes, Get-Jobs, Get-Printer-Attributes, and any other Get-Xxxx
784 operations. An operator can perform the Activate-Printer operation to allow the Printer to accept other
785 operations.

786 10 Additional out-of-band values

787 This section defines additional out-of-band values that can be used with any attribute in principle. See the
788 beginning of [ipp-mod] section 4.1.

789 10.1 'not-settable' out of band value

790 The 'not-settable' out of band value is used by the IPP Printer in a Set-Job-Attributes or Set-Printer-
791 Attributes response to indicate an attribute that was supplied, is supported but is defined to be a READ-
792 ONLY attribute, is not settable in that implementation or as defined by the policy for that system, because it
793 is not in the "job-settable-attributes" or "printer-settable-attributes", respectively.

794 11 Definition of the Set 2 Printer operations

795 All Printer operations are directed at Printer objects. A client MUST always supply the "printer-uri"
796 operation attribute in order to identify the correct target of the operation. These descriptions assume all of
797 the common semantics of IPP/1.1 Model and Semantics document [ipp-mod] section 3.1.

798 The Set 2 Printer operations are summarized in Table 3:

799

Table 3 - Printer operation Operation-Id assignments

| Operation Name | Operation-Id | Brief description |
|--------------------------------------|--------------|--|
| Set-Printer-Attributes | 0x?? | Sets attribute values of the target Printer object |
| Enable-Printer | 0x?? | Allows the target Printer to accept Job Creation operations |
| Disable-Printer | 0x?? | Prevents the target Printer from accepting Job Creation operations |
| Pause-Printer-After-All-Current-Jobs | 0x?? | Finishes processing all currently pending jobs. Any new jobs are placed in the 'pending-held' state. |
| Deactivate-Printer | 0x?? | Puts the Printer into a read-only deactivated state. |
| Activate-Printer | 0x?? | Restores the Printer to normal activity |
| Restart-Printer | 0x?? | Restarts the target Printer and re-initializes the software |
| Shutdown-Printer | 0x?? | Shuts down the target Printer so that it cannot be restarted or queried |
| Startup-Printer | 0x?? | Starts up the instance of the Printer object |

800 All of the operations in this document are OPTIONAL for an IPP object to support. Unless the
801 specification of an OPTIONAL operation requires support of another OPTIONAL operation, conforming
802 implementations may support any combination of these operations. Many of the operations come in pairs
803 and so both are REQUIRED if either one is implemented.

804

805 11.1 Set-Printer-Attributes Operation

806 This OPTIONAL operation allows a client to set the values of the attributes of a Printer object. In the
807 request, the client supplies the set of Printer attribute names and values that are to be set. In the response,
808 the Printer object returns success or rejects the request with indications of which attribute or attributes
809 could not be set.

810 How the Printer object validates the client-supplied attributes in the Set-Printer-Attributes request is
811 implementation-dependent, since there are no corresponding Printer attributes that specify the allowed
812 values that may be set on the Printer object.

813 The Printer MUST accept this operation in any state, i.e., for any of the values of the Printer object's
814 "printer-state" attribute.

815 11.1.1 Settable and READ-ONLY Printer Description attributes

816 If the Printer supports the "printer-message-from-operator" Printer Description attribute (see [ipp-mod]
817 section 4.4.25) and the client explicitly supplies a new value for the "printer-message-from-operator" in the
818 request, then the Printer MUST set the "printer-message-from-operator" Printer attribute to this new value
819 and MUST also set the "printer-message-time", "printer-message-date-time", and "printer-message-
820 operation" attributes, if supported (see sections 6.3, 6.4, and 6.5).

821 If the Printer supports the Set-Printer-Attributes operation, then it SHOULD support setting of:

- 822 all Job Template Default ("xxx-default") attributes
- 823 all Job Template Supported ("xxx-supported") attributes
- 824 all Job Template Ready ("xxx-ready") attributes

825 that the implementation supports (see [ipp-mod] section 4.2 and extensions).

826 The following Printer Description attributes (see [ipp-mod] section 4.4) MUST NOT be settable, i.e., they
827 are READ-ONLY:

- 828 printer-state
- 829 printer-state-reasons
- 830 printer-state-message
- 831 printer-is-accepting-jobs - see Enable-Printer/Disable-Printer
- 832 queued-job-count
- 833 printer-up-time

834 The following Set2 Printer Description attributes are READ-ONLY:

835 printer-message-time - see Set-Printer-Attributes when setting "printer-message-from-operator"
836 printer-message-date-time - see Set-Printer-Attributes when setting "printer-message-from-operator"
837 printer-message-operation - see Set-Printer-Attributes when setting "printer-message-from-operator"

838 Note: From now on, all extensions that define new object attributes will indicate whether or not they are
839 READ-ONLY, by including the "READ-ONLY" adjective in their descriptions. If "READ-ONLY" is
840 omitted, it is assumed that the attribute MAY be settable by the appropriate Set-Xxx operation.

841 The remaining Printer Description attributes MAY be settable using the Set-Printer-Attributes operation,
842 depending on implementation. If "xxx-supported" Printer Description attribute are settable, then they
843 MUST affect the behavior of the implementation. If they are READ-ONLY then they reflect the
844 implementation and cannot be changed using the Set-Printer-Attributes operation. Consider the following
845 examples:

846 For example, if the "operations-supported" Printer Description attribute (see [ipp-mod] section
847 4.4.15) is settable in a particular implementation, then changing its value with a Set-Printer-
848 Attributes operation MUST affect the operations that the implementation accepts or rejects. Such
849 an implementation will need to be able to reject values for operations that it contains no code
850 support for. If the "operations-supported" Printer Description attribute is not settable in a particular
851 implementation, then that implementation MUST reject an attempt to set it with a Set-Printer-
852 Attributes operation and return the 'client-error-attributes-not-settable' status code (see section 9.1).

853 As another example, if the "ipp-versions-supported" Printer Description attribute (see [ipp-mod]
854 section 4.4.14) is settable in a particular implementation, then changing its value with a Set-Printer-
855 Attributes operation MUST affect the protocol versions that are accepted or rejected. Such an
856 implementation will need to be able to reject values for versions that it contains no code support for.

857 See the "factory-settings" operation attribute (see section 5.3) for a way to query the implementation
858 supported values using the Get-Printer-Attributes operation.

859 *Access Rights:* The authenticated user (see [ipp-mod] section 8.3) performing this operation must be an
860 operator or administrator of the Printer object (see [ipp-mod] Sections 1 and 8.5).

861 Most Printer attributes will require administrator privileges to set, such as "xxx-supported", while some will
862 require operator privileges only, such as "media-ready" and "printer-message-from-operator". Which
863 attributes require which privileges depends on implementation and MAY depend on site policy.

864 11.1.2 Set-Printer-Attributes Request

865 The following sets of attributes are part of the Set-Printer-Attributes Request:

866 Group 1: Operation Attributes

867 Natural Language and Character Set:

868 The "attributes-charset" and "attributes-natural-language" attributes as described in [ipp-mod]
869 section 3.1.4.1.

870

871
872
873
874
875
876
877
878
879
880
881
882
883
884
885
886
887
888
889
890
891
892
893
894
895
896
897
898
899
900
901
902
903
904
905
906
907
908
909
910
911
912
913
914

Target:

The "printer-uri" (uri) operation attribute which is the target for this operation as described in [ipp-mod] section 3.1.5.

Requesting User Name:

The "requesting-user-name" (name(MAX)) attribute SHOULD be supplied by the client as described in [ipp-mod] section 8.3.

"document-format" (mimeMediaType):

The client SHOULD supply this attribute. The Printer object MUST support this attribute. This attribute is useful for a client to select the Interpreter object to which the attribute modification should be applied. Each Printer object is modeled to contain one or more Interpreter objects. Those Printer attributes whose values vary from Interpreter to Interpreter, are modeled as Interpreter objects, while those that do not are Printer object attributes. Thus the target of a Get-Printer-Attributes or Set-Printer-Attributes operation is either the Printer object or the Interpreter object identified by the "document-format" operation attribute supplied by the client. Except for Get-Printer-Attributes and Set-Printer-Attributes, there are no other operations with the Interpreter object as a target. See [ipp-mod] section 3.2.5.1 "Get-Printer-Attributes Request".

If a client wants to set an attribute for all of the Interpreter objects to the same value, it can query the Printer's "document-format-supported" Printer Description attribute and perform separate Set-Printer-Attributes for each document format supported.

If the Printer object does not distinguish between different sets of supported values for each different document format when validating jobs in the create and Validate-Job operations, it MUST NOT distinguish between different document formats in the Set-Printer-Attributes operation. If the Printer object does distinguish between different sets of supported values for each different document format specified by the client, this specialization applies only to the same Printer attributes as the Get-Printer-Attributes operation (see [ipp-mod] section 3.2.5.1).

If the client omits this "document-format" operation attribute, the Printer object MUST respond as if the attribute had been supplied with the value of the Printer object's "document-format-default" attribute. It is recommended that the client always supply a value for "document-format", since the Printer object's "document-format-default" may be 'application/octet-stream', in which case the set attributes and values are for the union of the document formats that the Printer can automatically sense. For more details, see the description of the 'mimeMediaType' attribute syntax in [ipp-mod] section 4.1.9.

If the client supplies a value for the "document-format" Operation attribute that is not supported by the Printer, i.e., is not among the values of the Printer object's "document-format-supported" attribute, the Printer object MUST reject the operation and return the 'client-error-document-format-not-supported' status code.

Group 2: Printer Attributes

915 The client MUST supply a set of Printer attributes as defined in [ipp-mod] section 4.2 Job Template
916 Attributes ("xxx-default", "xxx-supported", and "xxx-ready" attributes), section 4.4 Printer
917 Description Attributes, and any attribute extensions supported by the Printer. Each Printer attribute
918 supplied in Group 2 replaces the value(s) of the corresponding Printer attribute on the target Printer
919 object. If a Printer object attribute had not been configured yet and so had the 'no-value' out-of-band
920 value (see [ipp-mod] 4.1), the supplied value(s) replace the 'no-value' value. For attributes that can
921 have multiple values (1setOf), all values supplied by the client replace all values of the
922 corresponding Printer object attribute.
923

924 11.1.3 Set-Printer-Attributes Response

925 The Printer object returns the following sets of attributes as part of the Get-Printer-Attributes Response:

926 Group 1: Operation Attributes

927 Status Message:

928 In addition to the REQUIRED status code returned in every response, the response OPTIONALLY
929 includes a "status-message" (text(255)) and/or a "detailed-status-message" (text(MAX)) operation
930 attribute as described in [ipp-mod] sections 13 and 3.1.6.
931

932 Natural Language and Character Set:

933 The "attributes-charset" and "attributes-natural-language" attributes as described in [ipp-mod]
934 section 3.1.4.2.
935

936 Group 2: Unsupported Attributes

937 See [ipp-mod] section 3.1.7 for details on returning Unsupported Attributes.
938

939 In the case of attributes that are supported, but are not settable by the implementation, i.e., are not
940 among the values of the Printer's "printer-settable-attributes" Printer Description attribute (see
941 section 6.1), the Printer object returns the client-supplied attribute(s) with a substituted out-of-band
942 value of 'not-settable' (see section 10.1). This value's syntax type is "out-of-band" and its encoding
943 is defined by special rules for "out-of-band" values in the "Encoding and Transport" document [IPP-
944 PRO]. Its value indicates that the attribute is supported, but is not settable.

945

946 11.2 The Disable and Enable Printer Operations

947 This section defines the OPTIONAL Disable-Printer and Enable-Printer operations that stop and start the
948 IPP Printer object from accepting new IPP jobs. If either of these operations are supported, both MUST be
949 supported.

950 These operations allow the operator to control whether or not the Printer will accept new Job Creation
951 (Print-Job, Print-URI, and Create-Job) operations. These operations have no other effect on the Printer, so
952 that the Printer continues to accept all other operations and continues to schedule and process jobs
953 normally. In other words, these operation control the "input of new jobs" to the IPP Printer while the Pause
954 and Resume operations (see section 11.3) independently control the "output of new jobs" from the IPP
955 Printer to the output device.

956 The Disable and Enable Printer operations MUST NOT affect the submission of jobs using other job
957 submission protocols to the associated output device; the Disable and Enable Device operations (see [ipp-
958 set3]) are intended to stop the acceptance of all jobs by the associated output device(s).

959 11.2.1 Disable-Printer Operation

960 This OPTIONAL operation allows a client to stop the Printer object from accepting new jobs, i.e., cause the
961 Printer to reject subsequent Job Creation operations and return the 'server-error-not-accepting-jobs' status
962 code. The Printer still accepts all other operations, including Validate-Job, Send-Document and Send-URI
963 operations. Thus a Disable-Printer operation allows a client to continue submitting multiple documents of a
964 multiple document job if the Create-Job operation had already been accepted. All previously created or
965 submitted Jobs and currently processing Jobs continue unaffected.

966 The IPP Printer MUST accept the request in any state. The Printer sets the value of its "printer-is-
967 accepting-jobs" READ-ONLY Printer Description attribute to 'false' (see [ipp-mod] section 4.4.20), no
968 matter what the previous value was. This operation has no immediate or direct effect on the Printer's
969 "printer-state" and "printer-state-reasons" attributes.

970 *Access Rights:* The authenticated user (see [ipp-mod] section 8.3) performing this operation must be an
971 operator or administrator of the Printer object (see [ipp-mod] Sections 1 and 8.5).

972 The Disable-Printer Request and Disable-Printer Response have the same attribute groups
973 and attributes as the Pause-Printer operation (see [ipp-mod] sections 3.2.7.1 and
974 3.2.7.2), including the new "printer-message-from-operator" operation attribute (see
975 section 5.1).

976

977 11.2.2 Enable-Printer Operation

978 This OPTIONAL operation allows a client to start the Printer object accepting jobs, i.e., cause the Printer to
979 accept subsequent Job Creation operations. The Printer still accepts all other operations. All previously
980 submitted Jobs and currently processing Jobs continue unaffected.

981 The IPP Printer MUST accept the request in any state. The Printer sets the value of its "printer-is-
982 accepting-jobs" READ-ONLY Printer Description attribute to 'true' (see [ipp-mod] section 4.4.20), no
983 matter what the previous value was. This operation has no immediate or direction effect on the Printer's
984 "printer-state" and "printer-state-reasons" attributes.

985 *Access Rights:* The authenticated user (see [ipp-mod] section 8.3) performing this operation must be an
986 operator or administrator of the Printer object (see [ipp-mod] Sections 1 and 8.5).

987 The Enable-Printer Request and Enable-Printer Response have the same attribute groups and
988 attributes as the Resume-Printer operation (see [ipp-mod] sections 3.2.8.1
989 and 3.2.8.2), including the new "printer-message-from-operator"
990 operation attribute (see section 5.1).

991 11.3 The Pause and Resume Printer operations

992 This section clarifies the OPTIONAL IPP/1.1 Pause-Printer (to be Pause-Printer-After-Current-Job) and
993 Resume-Printer (see [ipp-mod] sections 3.2.7 and 3.2.8) and defines the OPTIONAL Pause-Printer-After-
994 All-Current-Jobs operations. These operations affect the scheduling of IPP jobs. If either of the Pause
995 operations are supported, then the Resume-Printer operation MUST be supported.

996 These operations allow the operator to control whether or not the Printer will send new IPP jobs to the
997 associated output device(s) that the IPP Printer object represents. These operations have no other effect on
998 the Printer, so that the Printer continues to accept all operations. In other words, these operation control the
999 "output of new jobs" to the output device(s) while the Disable and Enable Printer operations (see section
1000 11.2) independently control the "input of new jobs" to the IPP Printer.

1001 The Pause and Resume Printer operations MUST NOT affect jobs that were submitted using other job
1002 submission protocols to the associated output device; the Pause and Resume Device operations (see [ipp-
1003 set3]) are intended to stop the acceptance of all jobs by the associated output device(s).

1004 11.3.1 IPP/1.1 Pause-Printer operation clarified to be Pause-Printer-After-Current-Job

1005 IPP/1.1 defines the Pause-Printer operation (see [ipp-mod] section 3.2.7) with a number of implementation
1006 options:

1007 This OPTIONAL operation allows a client to stop the Printer object from scheduling jobs on all its
1008 devices. Depending on implementation, the Pause-Printer operation MAY also stop the Printer
1009 from processing the current job or jobs. Any job that is currently being printed is either stopped as

1010 soon as the implementation permits or is completed, depending on implementation. The Printer
 1011 object MUST still accept create operations to create new jobs, but MUST prevent any jobs from
 1012 entering the 'processing' state.

1013 If the Pause-Printer operation is supported, then the Resume-Printer operation MUST be supported,
 1014 and vice-versa.

1015 The IPP Printer stops the current job(s) on its device(s) that were in the 'processing' or 'processing-
 1016 stopped' states as soon as the implementation permits. If the implementation will take appreciable
 1017 time to stop, the IPP Printer adds the 'moving-to-paused' value to the Printer object's "printer-state-
 1018 reasons" attribute (see section [ipp-mod] 4.4.12). When the device(s) have all stopped, the IPP
 1019 Printer transitions the Printer object to the 'stopped' state, removes the 'moving-to-paused' value, if
 1020 present, and adds the 'paused' value (see [ipp-mod] 4.4.12) to the Printer object's "printer-state-
 1021 reasons" attribute.

1022 The Set2 and Set3 documents define distinct operations in order to disambiguate the Pause-Printer
 1023 operation as shown in Table 4. Set2 Printer operations affect only Jobs submitted using IPP, while Set3
 1024 Device operations affect all jobs no matter what job submission protocol was used to submit them to the
 1025 output device.

1026

Table 4 - Set2 and Set3 Pause and Resume operations

| Set2 and Set3 Pause and Resume Printer and Device operations | Description |
|--|---|
| Pause-Printer-After-Current-Job | Stops the IPP Printer from sending new IPP Jobs to the output device(s) after the current jobs finish |
| Pause-Printer-After-All-Current-Jobs | Stops the IPP Printer from sending IPP Jobs that are accepted subsequently to the output device(s). All currently pending jobs are scheduled and printed. |
| Resume-Printer | Starts the IPP Printer sending IPP Jobs to the output device again. |
| Pause-Device-Now | Stops the output device immediately from producing marked media (current page, sheet, depending on implementation) for any job. Like the Pause button on the output device. |
| Pause-Device-After-Current-Copy | Stops the output device from producing marked media after the current copy of the current job. |
| Pause-Device-After-Current-Job | Stops the output device from producing marked media after the current job. |
| Resume-Device | Starts the output device processing any jobs again. |

1027 **ISSUE 05 - Should Pause-Printer-After-Current-Job be a new operation with a new operation-id code or be**
 1028 **a clarification of the existing IPP/1.1 Pause-Printer operation and use its operation-id? Or should the**
 1029 **Pause-Device-Now operation be a new operation-id code or be the clarification of the existing IPP/1.1**
 1030 **Pause-Printer operation and use its operation-id? Or should both Pause-Printer-After-Current-Job and**

1031 Pause-Device-Now be new operation-id codes and leave the IPP/1.1 Pause-Printer with its current
1032 ambiguous (implementer free-for-all) semantics?

1033 11.3.2 Pause-Printer-After-Current-Job

1034 This OPTIONAL operation allows a client to stop the Printer object from starting to send IPP jobs to any of
1035 its output devices or subordinate Printers. If the IPP Printer is in the middle of sending an IPP job to an
1036 output device or subordinate Printer, the IPP Printer MUST complete sending that Job. However, after
1037 receiving this operation, the IPP Printer MUST NOT start to send any additional IPP jobs to any of its
1038 output devices or subordinate Printers. In addition, after having received this operation, the IPP Printer
1039 MUST NOT start processing any more jobs, so additional jobs MUST NOT enter the 'processing' state.

1040 If the IPP Printer is not sending an IPP Job to the output device or subordinate Printer (whether or not the
1041 output device or subordinate Printer is busy processing any jobs), the IPP Printer object transitions
1042 immediately to the 'stopped' state by setting its "printer-state" attribute to 'stopped', removing the 'moving-
1043 to-paused' value, if present, from its "printer-state-reasons" attribute, and adding the 'paused' value to its
1044 "printer-state-reasons" attribute.

1045 If the implementation will take appreciable time to complete sending an IPP job that it has started sending
1046 to an output device or subordinate Printer, the IPP Printer adds the 'moving-to-paused' value to the Printer
1047 object's "printer-state-reasons" attribute (see section [ipp-mod] 4.4.12). When the IPP Printer has
1048 completed sending IPP jobs that it was in the process of sending, the Printer object transitions to the
1049 'stopped' state by setting its "printer-state" attribute to 'stopped', removing the 'moving-to-paused' value, if
1050 present, from its "printer-state-reasons" attribute, and adding the 'paused' value to its "printer-state-reasons"
1051 attribute.

1052 This operation MUST NOT affect the acceptance of Job Creation requests (see Disable-Printer section
1053 11.2.1).

1054 For any jobs that are 'pending' or 'pending-held', the 'printer-stopped' value of the jobs' "job-state-reasons"
1055 attribute also applies. However, the IPP Printer NEED NOT update those jobs' "job-state-reasons"
1056 attributes and only need return the 'printer-stopped' value when those jobs are queried using the Get-Job-
1057 Attributes or Get-Jobs operations (so-called "lazy evaluation").

1058 The IPP Printer MUST accept the request in any state and transition the Printer to the indicated new
1059 "printer-state" before returning as follows:

| Current "printer-state" | New "printer-state" | "printer- state- reasons" | IPP Printer's response status code and action: |
|----------------------------|------------------------|---------------------------------|--|
| 'idle' | 'stopped' | 'paused' | 'successful-ok' |
| 'processing' | 'processing' | 'moving-to-paused' | 'successful-ok'; Later, when the IPP Printer has finished sending IPP jobs, the "printer-state" becomes 'stopped', and the 'paused' value replaces the 'moving-to- paused' value in the "printer-state-reasons" attribute |
| 'processing' | 'stopped' | 'paused' | 'successful-ok'; the IPP Printer wasn't in the middle of sending an IPP job to the output device |
| 'stopped' | 'stopped' | 'paused' | 'successful-ok' |

1060 **ISSUE 06 - Or should the Printer's "printer-state" attribute be independent of the Pause Printer operations**
 1061 **so that the Pause Printer operations don't set the "printer-state" to 'stopped', i.e., the "printer-state" tries to**
 1062 **reflect 'idle', 'processing', or 'stopped' of the output device(s) as best it can independent of whether the IPP**
 1063 **Printer object is paused or not?**

1064 *Access Rights:* The authenticated user (see [ipp-mod] section 8.3) performing this operation must be an
 1065 operator or administrator of the Printer object (see [ipp-mod] Sections 1 and 8.5).

1066 The Pause-Printer-After-Current-Job Request and Pause-Printer-After-Current-Job Response have the same
 1067 attribute groups and attributes as the Pause-Printer operation (see [ipp-mod] sections 3.2.7.1 and 3.2.7.2),
 1068 including the new "printer-message-from-operator" operation attribute (see section 5.1).

1069 11.3.3 Pause-Printer-After-All-Current-Jobs

1070 **ISSUE 07: Would a better name for Pause-Printer-After-All-Current-Jobs be Hold-Future-Jobs?**
 1071 **Unfortunately, unlike Pause-Printer-After-All-Current-Jobs which gets to 'paused', the state transition**
 1072 **would just be to 'idle' when all of the current jobs have completed? But what operation would undo this**
 1073 **condition? Do-Not-Hold-Future-Jobs, Release-All-Jobs? Or how about having a single Schedule-Jobs**
 1074 **operation that has a parameter that says whether to hold all future jobs or not?**

1075 This OPTIONAL operation allows a client to complete the current 'pending' IPP Jobs but not start
 1076 processing any subsequently received IPP Jobs. If the IPP Printer is in the middle of sending an IPP job to
 1077 an output device or subordinate Printer, the IPP Printer MUST complete sending that Job. Furthermore, the
 1078 IPP Printer MUST send all of the current 'pending' IPP Jobs to the output device(s) or subordinate IPP
 1079 Printer object(s). Any subsequently received Job Creation operations will cause the IPP Printer to put the
 1080 Job into the 'pending-held' state until the Printer is resumed using the Resume-Printer operation.

1081 If the IPP Printer has no 'pending' IPP Jobs and is not sending an IPP Job to an output device or subordinate
 1082 Printer (whether or not the output device or subordinate Printer is busy processing any jobs), the IPP Printer
 1083 object transitions immediately to the 'stopped' state by setting its "printer-state" attribute to 'stopped',
 1084 removing the 'moving-to-paused-all' value, if present, from its "printer-state-reasons" attribute, and adding
 1085 the 'paused' value to its "printer-state-reasons" attribute.

1086 **ISSUE 08: Any better name than 'moving-to-paused-all' Printer state reason to distinguish Pause-Printer-**
 1087 **After-All-Current-Jobs from Pause-Printer-After-Current-Job which uses 'moving-to-paused'?**

1088 If the IPP Printer has 'pending' jobs or the implementation will take appreciable time to complete sending
 1089 an IPP job that it has started sending to an output device or subordinate Printer, the IPP Printer adds the
 1090 'moving-to-paused-all' value to the Printer object's "printer-state-reasons" attribute (see section [ipp-mod]
 1091 4.4.12). When the IPP Printer has completed sending IPP jobs that it was in the process of sending and all
 1092 its 'pending' jobs, the Printer object transitions to the 'stopped' state by setting its "printer-state" attribute to
 1093 'stopped', removing the 'moving-to-paused-all' value, if present, from its "printer-state-reasons" attribute,
 1094 and adding the 'paused' value to its "printer-state-reasons" attribute.

1095 This operation **MUST NOT** affect the acceptance of Job Creation requests (see Disable-Printer section
 1096 11.2.1), except to put the Jobs into the 'pending-held' state, instead of the 'pending' or 'processing' state.

1097 For any jobs that are 'pending' or 'pending-held', the 'printer-stopped' value of the jobs' "job-state-reasons"
 1098 attribute also applies. However, the IPP Printer **NEED NOT** update those jobs' "job-state-reasons"
 1099 attributes and only need return the 'printer-stopped' value when those jobs are queried using the Get-Job-
 1100 Attributes or Get-Jobs operations (so-called "lazy evaluation").

1101 The IPP Printer **MUST** accept the request in any state and transition the Printer to the indicated new
 1102 "printer-state" before returning as follows:

| Current "printer-state" | New "printer-state" | "printer- state- reasons" | IPP Printer's response status code and action: |
|----------------------------|------------------------|---------------------------------|--|
| 'idle' | 'stopped' | 'paused' | 'successful-ok' |
| 'processing' | 'processing' | 'moving-to- paused-all' | 'successful-ok'; Later, when the IPP Printer has finished sending IPP jobs, the "printer-state" becomes 'stopped', and the 'paused' value replaces the 'moving-to- paused-all' value in the "printer-state-reasons" attribute |
| 'processing' | 'stopped' | 'paused' | 'successful-ok'; the IPP Printer didn't have any 'pending' jobs and wasn't in the middle of sending an IPP job to the output device |
| 'stopped' | 'stopped' | 'paused' | 'successful-ok' |

1103 **ISSUE 09: Or should the Printer's "printer-state" attribute be independent of the Pause Printer operations**
 1104 **so that the Pause Printer operations don't set the "printer-state" to 'stopped', i.e., the "printer-state" tries to**
 1105 **reflect 'idle', 'processing', or 'stopped' of the output device(s) as best it can independent of whether the IPP**
 1106 **Printer object is paused or not?**

1107 *Access Rights:* The authenticated user (see [ipp-mod] section 8.3) performing this operation must be an
 1108 operator or administrator of the Printer object (see [ipp-mod] Sections 1 and 8.5).

1109 The Pause-Printer-After-All-Current-Jobs Request and Pause-Printer-After-All-Current-Jobs Response
 1110 have the same attribute groups and attributes as the Pause-Printer operation (see [ipp-mod] sections 3.2.7.1
 1111 and 3.2.7.2), including the new "printer-message-from-operator" operation attribute (see section 5.1).

1112 11.4 Deactivate and Activate Printer operations

1113 This section defines the OPTIONAL Deactivate-Printer and Activate-Printer operations that stop and start
1114 the IPP Printer object from accepting all requests except queries and performing work. If either of these
1115 operations are supported, both MUST be supported.

1116 These operations allow the operator to put the Printer into a dormant read-only condition and to take it out
1117 of such a condition. These operations are a combination of the Deactivate and Pause operations, plus
1118 preventing the acceptance of any other requests, except queries.

1119 The Deactivate and Activate Printer operations MUST NOT affect the submission of jobs using other job
1120 submission protocols to the associated output device; the Deactivate and Activate Device operations (see
1121 [ipp-set3]) are intended to stop the associated output device(s) from performing work and accepting
1122 operations, except query operations.

1123 11.4.1 Deactivate-Printer operation

1124 This OPTIONAL operation allows a client to stop the Printer object from starting to send IPP jobs to any of
1125 its output devices or subordinate Printers (Pause-Printer-After-Current-Job) and stop the Printer object from
1126 accepting any, but query requests. The Printer performs a Disable-Printer and a Pause-Printer-After-
1127 Current-Job operation immediately, including use of all of the "printer-state-reasons" if these two
1128 operations cannot be completed immediately. In addition, the Printer MUST immediately reject all
1129 requests, except Activate-Printer, queries (Get-Printer-Attributes, Get-Job-Attributes, Get-Jobs, etc.), Send-
1130 Document, and Send-URI (so that partial job submission can be completed - see section 11.2.1) and return
1131 the 'server-error-service-unavailable' status code.

1132 The IPP Printer MUST accept the request in any state. Immediately, the Printer MUST set the 'printer-
1133 deactivated' value in its "printer-state-reasons" attribute.

1134 *Access Rights:* The authenticated user (see [ipp-mod] section 8.3) performing this operation must be an
1135 operator or administrator of the Printer object (see [ipp-mod] Sections 1 and 8.5).

1136 The Deactivate-Printer Request and Deactivate-Printer Response have the same attribute groups and
1137 attributes as the Pause-Printer operation (see [ipp-mod] sections 3.2.7.1 and 3.2.7.2), including the new
1138 "printer-message-from-operator" operation attribute (see section 5.1).

1139 11.4.2 Activate-Printer operation

1140 This OPTIONAL operation allows a client to undo the effects of the Deactivate-Printer, i.e., allow the
1141 Printer object to start sending IPP jobs to any of its output devices or subordinate Printers (Pause-Printer-
1142 After-Current-Job) and start the Printer object from accepting any requests. The Printer performs an
1143 Enable-Printer and a Resume-Printer operation immediately. In addition, the Printer MUST immediately
1144 start accepting all requests.

1145 The IPP Printer MUST accept the request in any state. Immediately, the Printer MUST immediately
1146 remove the 'printer-deactivated' value from its "printer-state-reasons" attribute.

1147 *Access Rights:* The authenticated user (see [ipp-mod] section 8.3) performing this operation must be an
1148 operator or administrator of the Printer object (see [ipp-mod] Sections 1 and 8.5).

1149 The Activate-Printer Request and Activate-Printer Response have the same attribute groups and attributes
1150 as the Pause-Printer operation (see [ipp-mod] sections 3.2.7.1 and 3.2.7.2), including the new "printer-
1151 message-from-operator" operation attribute (see section 5.1).

1152 11.5 Restart-Printer, Shutdown-Printer, and Startup-Printer operations

1153 This section defines the OPTIONAL Restart-Printer, Shutdown-Printer, and Startup-Printer operations that
1154 initialize, shutdown, and startup the Printer object, respectively. Each of these operations is OPTIONAL
1155 and any combination MAY be supported.

1156 The Restart-Printer, Shutdown-Printer, and Startup-Printer operations MUST NOT affect the submission of
1157 jobs using other job submission protocols to the associated output device; the Reset-Device and Power-Off-
1158 Device operations (see [ipp-set3]) are intended to initialize or power off the associated output device(s).

1159 11.5.1 Restart-Printer operation

1160 This OPTIONAL operation allows a client to restart a Printer object whose operation is in need of
1161 initialization because of incorrect or erratic behavior, i.e., perform the effect of a software re-boot. The
1162 implementation MUST attempt to save any information about Jobs and the Printer object before re-
1163 initializing. However, this operation MAY have drastic consequences on the running system, so the
1164 operator should first try the Deactivate-Printer to minimize the effect on the current state of the system.
1165 The effects of previous Disable-Printer, Pause Printer, and Deactivate-Printer operations are lost.

1166 The IPP Printer MUST accept the request in any state. The Printer object MUST initialize its Printer's
1167 "printer-state" to 'idle', remove the state reasons from its "printer-state-reasons" attribute, and its "printer-is-
1168 accepting-jobs" attribute to 'true'.

1169 *Access Rights:* The authenticated user (see [ipp-mod] section 8.3) performing this operation must be an
1170 operator or administrator of the Printer object (see [ipp-mod] Sections 1 and 8.5).

1171 The Restart-Printer Request and Restart-Printer Response have the same attribute groups and attributes as
1172 the Pause-Printer operation (see [ipp-mod] sections 3.2.8.1 and 3.2.8.2), including the new "printer-
1173 message-from-operator" operation attribute (see section 5.1).

1174

1175 11.5.2 Shutdown-Printer Operation

1176 This OPTIONAL operation allows a client to shutdown a Printer, i.e., stop processing jobs and make the
1177 Printer object no longer available for any operations using the IPP protocol. There is no way to bring the
1178 instance of the Printer object back to being used, except for the Startup-Printer (see section 11.5.3) which
1179 starts up a new instance of the Printer object for hosted implementations. The purpose of Shutdown-Printer
1180 is to shutdown the Printer for an extended period, not to reset the device(s) or modify a Printer attribute.
1181 See Restart-Printer (section 11.5.1), Startup-Printer (section), and Reset-Device [ipp-set3] for the way to
1182 initialize the software or reset the output device(s). See the Disable-Printer operation (section 11.2) for a
1183 way for the client to stop the Printer from accepting Job Creation requests without stopping processing or
1184 shutting down.

1185 The Printer adds the 'shutdown' value (see [ipp-mod] section 4.4.11) immediately to its "printer-state-
1186 reasons" Printer Description attribute and performs a Deactivate-Printer operation (see section 11.4.1).

1187 The Printer object MUST accept this operation in any state and transition the Printer object through the
1188 "printer-states" and "printer-state-reasons" defined for the Deactivate-Printer operation until the activity is
1189 completed and the Printer object disappears..

1190 *Access Rights:* The authenticated user (see [ipp-mod] section 8.3) performing this operation must be an
1191 operator or administrator of the Printer object (see [ipp-mod] Sections 1 and 8.5).

1192 The Shutdown-Printer Request and Shutdown-Printer Response have the same attribute groups and
1193 attributes as the Pause-Printer operation (see [ipp-mod] sections 3.2.7.1 and 3.2.7.2), including the
1194 new "printer-message-from-operator" operation attribute (see section 5.1).

1195 11.5.3 Startup-Printer operation

1196 This OPTIONAL operation allows a client to startup an instance of a Printer object, provided that there isn't
1197 already one instantiated. The purpose of Startup-Printer is to allow a hosted implementation of the IPP
1198 Printer object to be started after the host is available (by means outside this document). See Restart-Printer
1199 (section 11.5.1) and Reset-Device [ipp-set3] for the way to initialize the software or reset the output
1200 device(s) when the IPP Printer object has already been instantiated.

1201 The host MUST accept this operation only when the Printer object has not been instantiated. If the Printer
1202 object already exists, the host must return the 'client-error-not-possible' status code.

1203 The result of this operation MUST be with the Printer object's "printer-state" set to 'idle', the state reasons
1204 removed from its "printer-state-reasons" attribute, and its "printer-is-accepting-jobs" attribute set to 'true'.

1205 *Access Rights:* The authenticated user (see [ipp-mod] section 8.3) performing this operation must be an
1206 operator or administrator of the Printer object (see [ipp-mod] Sections 1 and 8.5).

1207 The Shutdown-Printer Request and Shutdown-Printer Response have the same attribute groups and
1208 attributes as the Pause-Printer operation (see [ipp-mod] sections 3.2.7.1 and 3.2.7.2), including the new
1209 "printer-message-from-operator" operation attribute (see section 5.1).

1210

1211 12 Definition of the Set2 Job Operations

1212 All Job operations are directed at Job objects. A client **MUST** always supply some means of identifying the
 1213 Job object in order to identify the correct target of the operation. That job identification **MAY** either be a
 1214 single Job URI or a combination of a Printer URI with a Job ID. The IPP object implementation **MUST**
 1215 support both forms of identification for every job.

1216 The Set2 Job Operations are summarized in Table 5:

1217

Table 5 - Job operation Operation-Id assignments

| Operation Name | Operation-Id | Brief description |
|---------------------|--------------|--|
| Set-Job-Attributes | 0x?? | Sets attribute values of the target Job object |
| Reprocess-Job | 0x?? | Creates a copy of a completed target job with a new Job ID and processes it |
| Cancel-Current-Job | 0x?? | Cancels the current job on the target Printer or the specified job if it is the current job |
| Suspend-Current-Job | 0x?? | Suspends the current processing job on the target Printer or the specified job if it is the current job, allowing other jobs to be processed instead |
| Resume-Job | 0x?? | Resume the paused target job |
| Promote-Job | 0x?? | Promote the pending target job to be next after the current job(s) complete |

1218

1219 12.1 Set-Job-Attributes

1220 This **OPTIONAL** operation allows a client to set the values of the attributes of a Job object. In the request,
 1221 the client supplies the set of Job attribute names and values that are to be set. In the response, the IPP
 1222 object returns success or rejects the request with indications of which attribute or attributes could not be set.

1223 This operation is almost identical to the Set-Printer-Attributes operation (see section 11.1). The only
 1224 differences are that the Set-Job-Attributes operation is directed at a Job object rather than a Printer object,
 1225 there is no "document-format" operation attribute used when setting a Job object, and the validation is the
 1226 same as the create job operations, i.e., depends on the "xxx-supported" Printer Description attributes.

1227 The validation of the Set-Job-Attributes request is performed as if the job had been submitted originally
 1228 with the new values and with "ipp-attribute-fidelity" set to 'true', i.e., all modified attributes **MUST** be
 1229 supported along with the attributes not modified. If such a create job operation would have been accepted,
 1230 then the Set-Job-Attributes **MUST** be accepted. If such a create job operation would have been rejected,
 1231 then the Set-Job-Attributes **MUST** be rejected and the Job **MUST** be unchanged.

1232 The IPP object **MUST** accept or reject the request based on the job's current state and transition the job to
 1233 the indicated new state as follows:

| Current "job-state" | New "job-state" | IPP object's response status code and action: |
|----------------------|----------------------|---|
| 'pending' | 'pending' | 'successful-ok' |
| 'pending' | 'pending-held' | 'successful-ok' - needed resources are not ready |
| 'pending-held' | 'pending-held' | 'successful-ok' |
| 'pending-held' | 'pending' | 'successful-ok' - needed resources are ready |
| 'processing' | 'processing' | 'successful-ok' or 'client-error-not-possible' depending on the attributes being set, whether the job has started marking media, and/or implementation |
| 'processing-stopped' | 'processing-stopped' | 'successful-ok' or 'client-error-not-possible' depending on the attributes being set, whether the job has started marking media, and/or implementation |
| 'completed' | 'completed' | 'client-error-not-possible' |
| 'canceled' | 'canceled' | 'client-error-not-possible' |
| 'aborted' | 'aborted' | 'client-error-not-possible' |

1234 12.1.1 Settable and READ-ONLY Job Description attributes

1235 If the Printer supports the "job-message-from-operator" Job Description attribute (see [ipp-mod] section
 1236 4.3.16) and the client explicitly supplies a new value for the "job-message-from-operator" in the request,
 1237 then the Printer **MUST** set the "job-message-from-operator" Job attribute to this new value.

1238 If the Printer supports the Set-Job-Attributes operation, then it **SHOULD** support setting of:

1239 all Job Template ("xxx") attributes (see [ipp-mod] section 4.2 and extensions)

1240 that the implementation supports.

1241 The following Job Description attributes (see [ipp-mod] section 4.3) **MUST NOT** be settable, i.e., they are
 1242 READ-ONLY:

1243 job-uri
1244 job-id
1245 job-printer-uri
1246 job-more-info
1247 job-originating-user-name - set in create operation
1248 job-state
1249 job-state-reasons
1250 job-state-message
1251 number-of-documents
1252 output-device-assigned
1253 time-at-creation
1254 time-at-processing
1255 time-at-completed
1256 job-printer-up-time
1257 date-time-at-creation
1258 date-time-at-processing
1259 date-time-at-completed
1260 number-of-intervening-jobs
1261 job-k-octets
1262 job-k-octets-processed
1263 job-impressions-completed
1264 job-media-sheets-completed
1265 attributes-charset - set in Job Creation operation
1266 attributes-natural-language - set in Job Creation operation

1267 The following Set2 Job Description attributes are READ-ONLY:

1268 original-requesting-user-name - set in Job Creation operation

1269 Note: From now on, all extensions that define new object attributes will indicate whether or not they are
1270 READ-ONLY, by including the "READ-ONLY" adjective in their descriptions. If "READ-ONLY" is
1271 omitted, it is assumed that the attribute MAY be settable by the appropriate Set-Xxx operation.

1272 The remaining Job Description attributes MAY be settable using the Set-Job-Attributes operation,
1273 depending on implementation.

1274 *Access Rights:* The authenticated user (see [ipp-mod] section 8.3) performing this operation must either be
1275 the job owner (as determined in the Job Creation operation) or an operator or administrator of the Printer
1276 object (see [ipp-mod] Sections 1 and 8.5).

1277 12.1.2 Set-Job-Attributes Request

1278 The following sets of attributes are part of the Set-Job-Attributes Request:

1279 Group 1: Operation Attributes

1280 Natural Language and Character Set:

1281 The "attributes-charset" and "attributes-natural-language" attributes as described in [ipp-mod]
1282 section 3.1.4.1.

1283

1284 Target:

1285 Either (1) the "printer-uri" (uri) plus "job-id" (integer(1:MAX)) or (2) the "job-uri" (uri) operation
1286 attribute(s) which define the target for this operation as described in [ipp-mod] section 3.1.5.

1288 Requesting User Name:

1289 The "requesting-user-name" (name(MAX)) attribute SHOULD be supplied by the client as
1290 described in [ipp-mod] section 8.3.

1293 Group 2: Job Attributes

1294 The client MUST supply a set of Job attributes as defined in [ipp-mod] section 4.2 Job Template
1295 Attributes ("xxx" attributes), section 4.3 Job Description Attributes, and any attribute extensions
1296 supported by the Printer. Each Job attribute supplied in Group 2 replaces the value(s) of the
1297 corresponding Job attribute on the target Job object. For attributes that can have multiple values
1298 (1setOf), all values supplied by the client replace all values of the corresponding Job object
1299 attribute.

1301 12.1.3 Set-Job-Attributes Response

1302 The Printer object returns the following sets of attributes as part of the Set-Job-Attributes Response:

1303 Group 1: Operation Attributes

1304 Status Message:

1305 In addition to the REQUIRED status code returned in every response, the response OPTIONALLY
1306 includes a "status-message" (text(255)) and/or a "detailed-status-message" (text(MAX)) operation
1307 attribute as described in [ipp-mod] sections 13 and 3.1.6.

1309 Natural Language and Character Set:

1310 The "attributes-charset" and "attributes-natural-language" attributes as described in [ipp-mod]
1311 section 3.1.4.2.

1313 Group 2: Unsupported Attributes

1314 See [ipp-mod] section 3.1.7 for details on returning Unsupported Attributes.

1315
1316 In the case of attributes that are supported, but are not settable by the implementation, i.e., are not
1317 among the values of the Printer's "job-settable-attributes" Printer Description attribute (see section
1318 6.1), the Printer object returns the client-supplied attribute(s) with a substituted out-of-band value of
1319 'not-settable' (see section 10.1). This value's syntax type is "out-of-band" and its encoding is defined
1320 by special rules for "out-of-band" values in the "Encoding and Transport" document [IPP-PRO]. Its
1321 value indicates that the attribute is supported, but is not settable.

1322

1323 12.2 Reprocess-Job Operation

1324 This OPTIONAL operation is a create job operation that allows a client to re-process a copy of a job that
1325 had been retained in the queue after processing completed, was canceled, or was aborted (see [ipp-mod]
1326 section 4.3.7.2). This operation is the same as the Restart-Job operation (see [ipp-mod] section 3.3.7),
1327 except that the Printer creates a new job that is a copy of the target job and the target job is unchanged. The
1328 new job is assigned new values to the "job-uri" and "job-id" attributes and the new job's Job Description
1329 attributes that accumulate job progress, such as "job-impressions-completed", "job-media-sheets-
1330 completed", and "job-k-octets-processed", are initialized to 0 as with any create job operation. The target
1331 job moves to the Job History after a suitable period, independent of whether one or more Reprocess-Job
1332 operations have been performed on it.

1333 If the Set-Job-Attributes operation is supported, then the "job-hold-until" operation attribute MUST be
1334 supported with at least the 'indefinite' value, so that a client can modify the new job before it is scheduled
1335 for processing using the Set-Job-Attributes operation. After modifying the job, the client can release the
1336 job for processing, by using the Release-Job operation specifying the newly assigned "job-uri" or "job-id"
1337 for the new job.

1338

1339 12.3 Cancel-Current-Job Operation

1340 This OPTIONAL operation allows a client to cancel the current job on the target Printer or the specified job
1341 if it is the current job on the Printer. See [ipp-mod] section 3.3.3 for the semantics of canceling a job.
1342 Since a Job might already be marking by the time a Cancel-Current-Job is received, some media sheet
1343 pages might be printed before the job is actually terminated.

1344 **ISSUE 10: Should Cancel-Current-Job really be moved to Set3 as a Device operation, i.e., Cancel-Current-**
1345 **Device-Job or do we need both a Printer and a Device operation that cancels the current job?**

1346 If the client does not supply a "job-id" operation attribute, the Printer MUST accept the request and cancel
1347 the current job if there is a current job in the 'processing' or 'processing-stopped' state; otherwise, it MUST
1348 reject the request and return the 'client-error-not-possible' status code. If more than one job is in the
1349 'processing' or 'processing-stopped' states, the one that is marking is canceled and the others are unaffected.

1350 Warning: On a shared printer, there is a race condition. Between the time that a user issues this operation
1351 and its acceptance, the current job might change to a different job. If the user or operator is authenticated to
1352 cancel the new job, the wrong job is canceled. To prevent this race from canceling the wrong job, the client
1353 MAY supply the "job-id" operation attribute which is checked against the current job's job-id. If the job
1354 identified by the "job-id" attribute is not the current job on the Printer, i.e., is not in the 'processing' or
1355 'processing-stopped' states, the Printer MUST reject this operation and return the 'client-error-not-possible'
1356 status code. Otherwise, the Printer cancels the specified job.

1357 *Access Rights:* The authenticated user (see [ipp-mod] section 8.3) performing this operation must either be
1358 the job owner (as determined in the Job Creation operation) or an operator or administrator of the Printer
1359 object (see [ipp-mod] Sections 1 and 8.5).

1360 The Cancel-Current-Job Request and Cancel-Current-Job Response have the same attribute groups and
1361 attributes as the Resume-Printer operation (see [ipp-mod] section 3.2.8), including the new "job-message-
1362 from-operator" operation attribute (see section 5.2), with the addition of the following Group 1 Operation
1363 attributes in the request:

1364 "job-id" (integer(1:MAX)):

1365 The client OPTIONALLY supplies this Operation attribute in order to verify that the identified job
1366 is still the current job on the target Printer object. The IPP object MUST supports this operation
1367 attribute, if it supports this operation.

1368

1369 12.4 Suspend and Resume Job operations

1370 This section defines the Suspend-Current-Job and Resume-Job operations. These operations allow an
1371 operator or user to suspend a job while it is processing and allow other jobs to be processed and the resume
1372 the suspended job at a later point in time without losing any of the output.

1373 If either of these operations is supported, they both **MUST** be supported.

1374 The Hold-Job and Release-Job operations ([ipp-mod] section 3.3.5) are for holding and releasing held jobs,
1375 not suspending and resuming suspended jobs.

1376 12.4.1 Suspend-Current-Job operation

1377 This **OPTIONAL** operation allows a client to stop the current job on the target Printer or the specified job if
1378 it is the current job on the Printer, and allow other jobs to be processed instead. The Printer moves the
1379 current job or the target job to the 'processing-stopped' state and sets the 'job-suspended' value (see section
1380 8.1) in the job's "job-state-reasons" attribute and processes other jobs.

1381 If the client does not supply a "job-id" operation attribute, the Printer **MUST** accept the request and suspend
1382 the current job if there is a current job in the 'processing' or 'processing-stopped' state; otherwise, it **MUST**
1383 reject the request and return the 'client-error-not-possible' status code. If more than one job is in the
1384 'processing' or 'processing-stopped' states, all of them are suspended.

1385 **Warning:** On a shared printer, there is a race condition. Between the time that a user issues this operation
1386 and its acceptance, the current job might change to a different job. If the user or operator is authenticated to
1387 suspend the new job, the wrong job is suspended. To prevent this race from pausing the wrong job, the
1388 client **MAY** supply the "job-id" operation attribute which is checked against the current job's job-id. If the
1389 job identified by the "job-id" attribute is not the current job on the Printer, i.e., is not in the 'processing' or
1390 'processing-stopped' states, the Printer **MUST** reject this operation and return the 'client-error-not-possible'
1391 status code. Otherwise, the Printer suspends the specified job and processed other jobs.

1392 The Printer **MUST** reject a Resume-Job request (and return the 'client-error-not-possible') for a job that has
1393 been suspended , i.e., for a job in the 'processing-stopped' state, with the 'job-suspended' value in its "job-
1394 state-reasons" attribute.

1395 *Access Rights:* The authenticated user (see [ipp-mod] section 8.3) performing this operation must either be
1396 the job owner (as determined in the Job Creation operation) or an operator or administrator of the Printer
1397 object (see [ipp-mod] Sections 1 and 8.5).

1398 The Suspend-Current-Job Request and Suspend-Current-Job Response have the same attribute groups and
1399 attributes as the Pause-Printer operation (see [ipp-mod] section 3.2.8), including the new "job-message-
1400 from-operator" operation attribute (see section 5.2), with the addition of the following Group 1 Operation
1401 attributes in the request:

1402 "job-id" (integer(1:MAX)):

1403 The client OPTIONALLY supplies this Operation attribute in order to verify that the identified job
1404 is still the current job on the target Printer object. The IPP object MUST supports this operation
1405 attribute, if it supports this operation.

1406

1407 12.4.2 Resume-Job operation

1408 This OPTIONAL operation allows a client to resume the target job at the point where it was suspended.
1409 The Printer moves the target job to the 'pending' state and removes the 'job-suspended' value from the job's
1410 "job-state-reasons" attribute.

1411 If the target job is not in the 'processing-stopped' state with the 'job-suspended' value in the job's "job-state-
1412 reasons" attribute, the Printer rejects the request and returns the 'client-error-not-possible' status code, since
1413 the job was not suspended.

1414 *Access Rights:* The authenticated user (see [ipp-mod] section 8.3) performing this operation must either be
1415 the job owner (as determined in the Job Creation operation) or an operator or administrator of the Printer
1416 object (see [ipp-mod] Sections 1 and 8.5).

1417 The Resume-Job Request and Resume-Job Response have the same attribute groups and attributes as the
1418 Release-Job operation (see [ipp-mod] section 3.3.6), including the new "job-message-from-operator"
1419 operation attribute (see section 5.2).

1420

1421 12.5 Promote-Job operation

1422 This OPTIONAL operation allows a client to make the pending target job be processed next after the
1423 current job completes. This operation is specially useful in a production printing environment where the
1424 operator is involved in job scheduling.

1425 If the target job is in the 'pending' state, this operation does not change the job's state, but causes the job to
1426 be processed after the current job(s) complete. If the target job is not in the 'pending' state, the Printer
1427 rejects the request and returns the 'client-error-not-possible' status code. The Printer returns the target job
1428 immediately after the current job(s) in a Get-Jobs response (see [ipp-mod] section 3.2.6) for the 'not-
1429 completed' jobs.

1430 When the current job completes, is canceled, suspended, or aborted, the target of this operation is processed
1431 next.

1432 If a client issues this request (again) before the target of the operation of the original request started
1433 processing, the target of this new request is scheduled before the previous job that was to be processed next.

1434 IPP is specified not to require queues for job scheduling, since there are other implementation techniques
1435 for scheduling multiple jobs, such as re-evaluating a criteria function for each job on a scheduling cycle.
1436 However, if an implementation does implement queues for jobs, then the Promote-Job puts the specified
1437 job at the front of the queue. A subsequent Promote-Job before the first job starts processing puts that
1438 specified job at the front of the queue, so that it is "in front" of the previously promoted job.

1439 *Access Rights:* The authenticated user (see [ipp-mod] section 8.3) performing this operation must be an
1440 operator or administrator of the Printer object (see [ipp-mod] Sections 1 and 8.5).

1441 The Promote-Job Request and Promote-Job Response have the same attribute groups and attributes as the
1442 Cancel-Job operation (see [ipp-mod] section 3.3.3), including the new "job-message-from-operator"
1443 operation attribute (see section 5.2).

1444

1445 13 IANA Considerations

1446 The operations and attributes in this registration proposal will be published by IANA according to the
1447 procedures in RFC 2566 [rfc2566] section 6.4 for operations with the following URL:

1448 `ftp.isi.edu/iana/assignments/ipp/operations/set2.txt`

1449 14 Internationalization Considerations

1450 This document has the same localization considerations as the [ipp-mod].

1451 15 Security Considerations

1452 The IPP Model and Semantics document [ipp-mod] discusses high level security requirements (Client
1453 Authentication, Server Authentication and Operation Privacy). Client Authentication is the mechanism by
1454 which the client proves its identity to the server in a secure manner. Server Authentication is the mechanism
1455 by which the server proves its identity to the client in a secure manner. Operation Privacy is defined as a
1456 mechanism for protecting operations from eavesdropping.

1457 16 Author's Addresses

1458 Carl Kugler

1459 IBM

1460 Boulder CA

1461

1462 Phone: (303) 924-5060

1463 FAX:

1464 e-mail: kugler@us.ibm.com

1465

1466 Tom Hastings

1467 Xerox Corporation

1468 737 Hawaii St. ESAE 231

1469 El Segundo, CA 90245

1470

1471 Phone: 310-333-6413

1472 Fax: 310-333-5514

1473 e-mail: hastings@cp10.es.xerox.com

1474

1475 Harry Lewis

1476 IBM

1477 Boulder CA

1478
1479
1480
1481
1482

Phone: (303) 924-5337
FAX:
e-mail: harryl@us.ibm.com

1483 17 References

1484 [ipp-mod]

1485 R. deBry, T. Hastings, R. Herriot, S. Isaacson, P. Powell, "Internet Printing Protocol/1.0: Model and
1486 Semantics", <draft-ietf-ipp-model-v11-03.txt>, June, 1999.

1487 [RFC2566]

1488 R. deBry, T. Hastings, R. Herriot, S. Isaacson, P. Powell, "Internet Printing Protocol/1.0: Model and
1489 Semantics", RFC 2566, April 1999.

1490 18 Change History

1491 This section summarizes the changes. Each sub-section is in reverse chronological order. Adding or
1492 removing ISSUES that don't change the document are not listed here.

1493 18.1 Changes to the November 16, 1999 version to make the December 8, 1999 version

1494 The following changes to the November 16, 1999 version to make the December 8, 1999 version as a result
1495 of the IPP WG telecons and mailing list discussion:

- 1496 1. Introduced the separation of Printer operation from Device operations. Removed the "printer-controls-
1497 other-protocols" (boolean) Printer Description attribute. Printer operations affect only IPP jobs and
1498 objects, while the Device operations affect the output device. Set2 has the Printer operations and Set3
1499 has the Device operations. But do both sets of operations with only the Printer object and only the
1500 "printer-uri" target.
- 1501 2. Remove the "when" operation attribute and added distinct Pause operations instead: Pause-Printer-
1502 After-Current-Job (IPP/1.1 Pause-Printer clarified), Pause-Printer-After-All-Current-Jobs
- 1503 3. Added Deactivate-Printer and Activate-Printer which do Disable-Printer, Pause-Printer-After-Current-
1504 Job, and only allow query, Send-Document, Send-URI, and Activate-Printer operations. This is a
1505 clearer "shutdown" that can be brought back up using the protocol.
- 1506 4. Clarified that Shutdown-Printer cannot be brought back via the protocol, though added Startup-Printer
1507 for hosted implementations to instantiate a fresh copy of the Printer object.
- 1508 5. Changed the name of Pause-Current-Job to Suspend-Current-Job, since other jobs can be processed on
1509 the Printer (unlike Pause-Printer).

- 1510 6. Added the Terminology section
- 1511 7. Added the Requirements and Use Cases section
- 1512 8. Added pictures of chained Printers, Printer fan-out, and Printer fan-in.
- 1513 9. Added the concept of subordinate Printers and the "subordinate-printers-supported" (1setOf uri) Printer
1514 Description attribute to describe the configuration.
- 1515 10. Added the forwarding rules: IPP Printer objects MUST NOT forward Printer operations to subordinate
1516 IPP Printer objects, except for the chained Printer configuration. IPP Printer objects MUST forward
1517 Job operations to the intended Job object.
- 1518 11. Removed the "synchronize" operation attribute from all operations.
- 1519 12. Renamed 'standby' to 'deactivated' Printer state reason.
- 1520 13. Added 'moving-to-paused-all' Printer state reason for use with Pause-Printer-After-All-Current-Jobs
- 1521 14. Added 'printer-deactivated' Printer state reason for use with Deactivate-Printer.
- 1522 15. Renamed job-paused' to 'job-suspended' to go with the rename Suspend-Current-Job operation.
- 1523 16. Renamed 'server-error-printer-is-in-standby-mode' status code to 'server-error-printer-is-deactivate'.
- 1524 17. Grouped attributes that come in pairs.
- 1525 18. Changed Shutdown-Printer so that there is no operation to come back to life, except Startup-Printer
1526 which starts a new instance (but there can only be one instance per Printer object).
- 1527 18.2 Changes to the November 1, 1999 version to make the November 16, 1999 version
- 1528 1. Formally defined IPP Printer fan-out, IPP Printer fan-in, and output device fan-out. Added figures to
1529 show IPP Printer fan-out and IPP Printer fan-in.
- 1530 2. Added "parent-printers-supported (1setOf uri) Printer Description attribute to point back up the Printer
1531 hierarchy.
- 1532 3. Added the requirements for forwarding operations that affect Jobs and for not forwarding operations
1533 that affect Printers.
- 1534 4. Added "original-requesting-user-name" (name(MAX)) to represent the original end user, not the parent
1535 Printer's host.
- 1536 5. Changed the default for "when" for the Pause-Printer operation from 'after-current-job' to 'now', since
1537 that is the behavior in IPP/1.1 where the "when" operation attribute is not defined.

- 1538 6. Allowed a non-leaf Printer to have only one subordinate Printer.
- 1539 7. Changed most of the "parent" Printer terminology to "non-leaf" Printer to contrast more clearly with
1540 "leaf" Printer objects. The term "parent" is only used when talking about a subordinate's immediate
1541 parent Printer object.
- 1542 8. Added "original-requesting-user-name" (name (MAX)) to the list of READ-ONLY Job Description
1543 attributes.
- 1544 18.3 Changes to the October 22, 1999 version to make the November 1, 1999 version
- 1545 The following changes to the October 22, 1999 version to make the November 1, 1999 version as a result of
1546 the IPP WG meeting in Durham, 10/99:
- 1547 1. Removed the Reset-Printer, Non-Process-Run-Out, and Space-Current-Job operations from this Set2
1548 spec and moved them to a new Set3 spec for use with the new Device object, renaming them
1549 appropriately, to Reset-Device, Non-Process-Run-Out-Device, and Space-Device.
- 1550 2. Added the concept of parent and subordinate Printer objects to formally represent fan-out. Mentioned
1551 the Device object that is in a new [ipp-set3] spec.
- 1552 3. Distributed the definition of the "when" operation attribute to the Pause-Printer (IPP/1.1), Shutdown-
1553 Printer, and Pause-Current-Job operations and listed the values that are appropriate to that operation
1554 only:
1555 Pause-Printer: 'now', 'after-current-copy', 'after-current-job' (default), and 'after-all'.
1556 Shutdown-Printer: 'now', 'after-current-job' (default), and 'after-all'
1557 Pause-Current-Job: 'now', 'after-current-copy' (default)
- 1558 4. Deleted the "device-name" operation attribute and the "device-names-supported" (1setOf name(127))
1559 Printer Description attribute. The latter will be part of the [ipp-set3] document.
- 1560 5. Kept the "job-settable-attributes" (1setOf type2 keyword) and "printer-settable-attributes" (1setOf type2
1561 keyword), but deleted the "interpreter-settable-attributes" (1setOf type2 keyword), since the Interpreter
1562 object and its attributes are really a sub-class of the Printer object.
- 1563 6. Deleted the "when-values-supported" (1setOf type2 keyword) Printer Description attribute.
- 1564 7. Added the "subordinate-printers-supported" (1setOf uri) Printer Description attribute.
- 1565 18.4 Changes to the September 19, 1999 version to make the October 22, 1999 version
- 1566 Adding or removing ISSUES that don't change the document are not listed here. The following changes to
1567 the September 19, 1999 version to make the October 22, 1999 version as a result of the IPP WG meeting in
1568 Denver, 9/99:

- 1569 1. Added the Interpreter object.
- 1570 2. Added the "device-name" operation attribute to handle passing operations through the IPP Printer object
1571 to the device.
- 1572 3. Added the out-of-band 'not-settable' to allow the Set-Job-Attributes and Set-Printer-Attributes response
1573 to indicate the difference between an unsupported attribute and a supported, but not settable, attribute in
1574 the Unsupported Attributes Group.
- 1575 4. Removed "when-values-supported" and "job-settable-attributes" and "printer-settable-attributes" and
1576 "interpreter-settable-attributes" from the list of attributes that MUST be read-only. So an administrator
1577 could sub-set the policy on what when values are supported or which attributes can be set.

1578 18.5 Changes to the July 19, 1999 version to make the September 19, 1999 version

1579 The following changes to the July 19, 1999 version to make the September 19, 1999 version as a result of
1580 the IPP WG meeting in Alaska, 8/99:

- 1581 1. Refer to proposal as "Set2" rather than "Administrative" operations.
- 1582 2. Revise the emphasis on administrator throughout the document, although the word administrator
1583 remains wherever appropriate.
- 1584 3. Convert non-process-run-out from an operations attribute to an operation.
- 1585 4. Added Issue 21: For all these "access" caveats, why not just say... 'authentication and access control
1586 (see ipp-mod sections 1, 8.3 and 8.5) applies to this operation'?.?
- 1587 5. Added Issue 22: Why? This is backward, if you ask me (HRL).
- 1588 6. Per resolution of Issue 2, the "settable-attributes" Printer Description attribute, was replaced with three
1589 Printer Description attributes: "printer-settable-attributes", "job-settable-attributes", and "interpreter-
1590 settable-attributes". The latter for those implementations that have different values for Printer attributes
1591 in the Get-Printer-Attributes and Set-Printer-Attributes operations, depending on the value of the
1592 "document-format" operation attribute supplied by the client. If and when we get a Document object,
1593 then we can add a "document-settable-attributes" Printer Description attribute.

1594 18.6 Changes to the June 30, 1999 version to make the July 19, 1999 version

1595 The following changes to the June 30, 1999 version to make the July 19, 1999 version as a result of the IPP
1596 WG meeting in Copenhagen, 7/7/99-7/8/99, and the IPP telecon, 7/14/1999:

- 1597 1. Sections 2.1 and 2.2: Clarified that the way to remove a message from the operator was for the client to
1598 supply a zero-length or all white space text string which is copied as usual to the "xxx-message-from-
1599 operator" attribute.

- 1600 2. Section 2.3: Added "factory-settings" (boolean) operation attribute to the Get-Printer-Attributes
1601 operation.
- 1602 3. Section 2.4: Added the "when" operation attribute to the Pause-Current-Job operation.
- 1603 4. Section 2.4: Made the "when" operation attribute OPTIONAL for use in operations (Pause-Printer,
1604 Reset-Printer, Shutdown-Printer, and Pause-Current-Job operations).
- 1605 5. Sections 2.5: Added table of operation attributes for the Printer operations to make it easy to compare.
- 1606 6. Sections 2.6: Added table of operation attributes for the Job operations to make it easy to compare.
- 1607 7. Section 3.1: Added "settable-attributes" (1setOf type2 keyword) READ-ONLY Printer Description
1608 attribute.
- 1609 8. Section 3.2: Added "printer-controls-other-protocols" (boolean) Printer Description attribute
- 1610 9. Section 3.3: Added the READ-ONLY "printer-message-time" (integer(MIN:MAX)) Printer
1611 Description attribute to keep time message updated in time ticks.
- 1612 10. Section 4.2: Deleted the 'process-next' "job-state-reasons" value, so that repeated Promote-Job
1613 operations promote each job "to the front of the queue".
- 1614 11. Sections 6.1.1.1 and 6.2.1.1: Replaced the table that listed all attributes with one that lists only the
1615 attributes that MUST be READ-ONLY.
- 1616 12. Section 6.1.1.1: Indicated that attributes that are not specified as READ-ONLY in this document MAY
1617 be settable. If they control behavior, that changing their values MUST change the behavior.
- 1618 13. Section 6.1.1.2 and 6.2.1.2: Deleted the "ipp-attribute-fidelity" operation attribute from the Set-Printer-
1619 Attributes and Set-Job-Attributes operations. All set operations are atomic.
- 1620 14. Section 6.1.1.2: Add the concept of the Interpreter object to handle attributes whose values vary in the
1621 Set-Printer-Attributes and Get-Printer-Attributes, depending on the value of the "document-format"
1622 operation attribute.
- 1623 15. Sections 6.1.1.3 and 6.2.1.2: Changed the "out-of-band" 'not-settable' value back to the existing 'not-
1624 supported' value.
- 1625 16. Section 6.1.2 and 6.1.3: Added "job-type" operation attribute to Disable-Printer and Enable-Printer
1626 operations with values: 'network-jobs', 'walk-up-jobs', and 'all-jobs'.
- 1627 17. Section 6.1.5: Clarified that Restart-Printer brings up the Printer disabled and paused, since that is the
1628 eventual state that Shutdown-Printer leaves the printer in.
- 1629 18. Section 6.1.5: Indicated that if Restart-Printer is supported, then Shutdown-Printer MUST be
1630 supported.

- 1631 19. Section 6.1.6: Deleted Space-Printer operation. Keep Space-Current-Job operation only which has a
1632 "job-id" operation attribute that a client MAY supply.
- 1633 20. Section 6.1.6: Clarified that Shutdown-Printer is for a long period of time, not just to reset the device or
1634 change attribute values. Also that Shutdown performs an immediate Disable-Printer and an eventual
1635 Pause-Printer.
- 1636 21. Sections 6.2.3, 6.2.4, and 6.2.7 : Added a "job-id" operation attribute to Cancel-Current-Job, Pause-
1637 Current-Job, and Space-Current-Job that a client MAY supply to check for race condition where current
1638 job changes
- 1639 22. Section 6.2.4: Combined Pause-Job into Pause-Current-Job operation.
- 1640 23. Sections 6.2.4 and 6.2.5: Pause-Current-Job puts job in 'processing-stopped' state, not 'pending-held'
1641 state.
- 1642 24. Section 6.2.6: Simplified Promote-Job, so that it behaves as if the job were put at the front of the
1643 queue.

1644 19 Appendix A: Full Copyright Statement

1645 Copyright (C) The Internet Society (1998,1999). All Rights Reserved

1646 This document and translations of it may be copied and furnished to others, and derivative works that
1647 comment on or otherwise explain it or assist in its implementation may be prepared, copied, published and
1648 distributed, in whole or in part, without restriction of any kind, provided that the above copyright notice and
1649 this paragraph are included on all such copies and derivative works. However, this document itself may not
1650 be modified in any way, such as by removing the copyright notice or references to the Internet Society or
1651 other Internet organizations, except as needed for the purpose of developing Internet standards in which
1652 case the procedures for copyrights defined in the Internet Standards process must be followed, or as
1653 required to translate it into languages other than English.

1654 The limited permissions granted above are perpetual and will not be revoked by the Internet Society or its
1655 successors or assigns.

1656 This document and the information contained herein is provided on an "AS IS" basis and THE INTERNET
1657 SOCIETY AND THE INTERNET ENGINEERING TASK FORCE DISCLAIMS ALL WARRANTIES,
1658 EXPRESS OR IMPLIED, INCLUDING BUT NOT LIMITED TO ANY WARRANTY THAT THE USE
1659 OF THE INFORMATION HEREIN WILL NOT INFRINGE ANY RIGHTS OR ANY IMPLIED
1660 WARRANTIES OF MERCHANTABILITY OR FITNESS FOR A PARTICULAR PURPOSE.